60 YEARS

FULL PRODUCT LINE

METALTECH

V03.87

RETAIL READY
PRO READY

METALTECH COMPLETES YOUR CLIMBING EQUIPMENT OFFERING.

- Widest product offering
- Best in class packaging
- Best in class signage
- Complete mason frame scaffold system
- Best sellers, low SKU count all fit in 8’ bay
- Special order programs available

METALTECH
1735 St-Elzear Blvd. West
Laval (Quebec) Canada H7L 3N6

Toll Free Customer Service Number
1 800 363-7587

Customer Service Email
cs@metaltech.co

ALTHOUGH THE METALTECH PRODUCTS SHOWN IN THIS CATALOG ARE IN LINE WITH THE MARKET REQUIREMENTS FOR CANADA AND USA, METALTECH IS NOT RESPONSIBLE FOR ANY MODEL OR PRODUCT SPECIFICATIONS THAT MIGHT CHANGE THROUGHOUT THE YEAR. SOME PRODUCTS MAY NOT BE EXACTLY AS SHOWN IN THE PHOTOS. RESERVING OUR RIGHTS FOR PRINTER'S ERROR OR DISCONTINUED PRODUCTS.

DO NOT HESITATE TO CONSULT METALTECH CUSTOMER SERVICE FOR MORE INFORMATION OR ADVICE.

WE RESERVE THE RIGHT TO CHANGE OR MODIFY CONTENT, SPECIFICATIONS, FEATURES, PRODUCTS, OPTIONS, DIMENSIONS AND MATERIALS AT ANY TIME WITHOUT NOTICE OR OBLIGATION. ALL DIMENSIONS AND MEASUREMENTS ARE APPROXIMATE AND MAY VARY FROM ACTUAL PRODUCTS.

METALTECH IS A REGISTERED TRADEMARK OF METALTECH-OMEGA INC.

CONTENTS

EXTERIOR SCAFFOLDING COMPONENTS - SAFERSTACK
STANDARD FRAMES 8-10
LADDER ARCH FRAMES 11
WALK-THRU ARCH FRAMES 12-13
GUARDRAILS, TOEBOARDS & TIE-OFF BARS 14
BRACES & SIDE BRACKETS 15
COUPLING PINS & LOCKS 16
WALL ATTACHMENTS & CLAMPS 17
BASES 18-19
PLATFORMS 20
STAIRWAYS 21
ACCESS LADDERS, HOIST POSTS & PULLEY 22
WAGONS, RACK, NETTINGS & TARPS 23
LIGHT DUTY FRAMES & ACCESSORIES 24

DEBRIS CHUTES, MISCELLANEOUS, SHORING POSTS & REBARS
SHORING POSTS 25
DEBRIS CHUTES 26-27
BRACKETS, BEAMS & POST DRIVER 28
REINFORCING BARS, ACCESSORY & WIRE MESH 29

PUMP JACK AND ULTRA-JACK
ULTRA-JACK 32
PUMP JACK 33
STAGES & GUARDRAIL SYSTEMS 34-35

SMARTSTAIRS
TELESCOPIC STAIRS 38-39

JOBSITE SERIES
6' BAKER 42-43
SAFECLIMB 6' BAKER 44-45
6' BAKER WITH TRAPDOOR 46-47
PERRY STYLE 48-49
SCAFFOLDBENCH SYSTEM 6' BAKER 50-51
SCAFFOLDBENCH SYSTEM WORKBENCH 52-53
CLIMB-N-GO® MOTORIZED SYSTEM 54
MULTI-FUNCTION WORKBENCH 5-IN-1 55
6' 56-57
5' 58
4' DELUXE 59
4' WITH SAFETY RAIL & TOOL SHELF 60
4' WITH TOOL SHELF 61
4' HIGH PORTABLE BASIC MINI 62
DRYWALL & PANEL HOIST 63
DRYWALL STILTS 64

ALU SERIES
6' BAKER 66-67
6' 68
4' 69

BUILDMAN® GRADE
6' DRYWALL BAKER 72-73
6' 74-75
4' 76
H-CART 77
RESIDENTIAL WELDED DRYWALL CART 78
COMMERCIAL WELDED DRYWALL CART - (M) 79
PRO DRYWALL CART PERMAQUICK™ 80
PRO COMMERCIAL WELDED DRYWALL CART - (L) 81
PRO DRYWALL FLAT CART – REMOVABLE HANDLE 82
PRO INDUSTRIAL WELDED DRYWALL CART - (XL) 83
DRYWALL & PANEL HOIST 84
DRYWALL STILTS 85
JAWCLAW PANEL GRIPPER 86
18"–30" DRYWALL BENCH 87
WORK STAND SAWHORSE 88
FIBERGLASS STEP-UPS WORKBENCHES, SAWHORSE STANDS 89
FIBERGLASS STEP LADDER 90-91
SAFESPACE™ PLATFORM FIBERGLASS STEP LADDERS 92
FIBERGLASS EXTENSION LADDER 93

ALUMINUM SCAFFOLDING
ALUMINUM SPAN 400 STAIRWELL 95
ALUMINUM SCAFFOLDING SPAN 300 KITS 96-97
ALUMINUM SCAFFOLDING SPAN 400 KITS 98-99

EASY-SET SCAFFOLD TOWER
EASY-SET SCAFFOLD TOWER 100-101

FIBERGLASS SERIES SCAFFOLDING
FIBERGLASS SCAFFOLDING 104-105
FIBERGLASS TOWER KITS 106
SPEEDY SCAFFOLDING 107

SAFETY GUARDRAIL SYSTEMS
SAFETY GUARDRAIL SYSTEMS 110-111

LADDERS, STEP STOOLS, WORK PLATFORMS AND RAMPS
TELESCOPIC LADDERS 114-115
TELESCOPING MULTI-POSITION LADDERS 116
TELESCOPING WORK PLANKS AND LADDER JACKS 117
ALUMINUM STEP LADDERS 118-119
FIBERGLASS STEP LADDERS 120-121
ALUMINUM EXTENSION LADDERS 122-124
FIBERGLASS EXTENSION LADDERS 125
STEP STOOLS 126-128
WORK PLATFORMS & LOADING RAMPS 129

TEMPORARY FENCES
CROWD, TRAFFIC CONTROL & VEHICLE ACCESS GATE 132
JOB SITES SECURITY 133
FENCE ACCESSORIES 134-135

SET UP AND SAFETY GUIDELINES
EXTERIOR SCAFFOLDING - VIEW 136-137
EXTERIOR SCAFFOLDING - SET UP INSTRUCTIONS 138
EXTERIOR SCAFFOLDING - SAFETY GUIDELINES 139

REPLACEMENT PARTS 140-142
INDEX (BY PRODUCT CODES) 143-144

EXTERIOR SCAFFOLDING COMPONENTS SAFERSTACK®

Metaltech's exterior scaffolding systems and accessories are built to help make your work easier and safer. Safety is key when working in heights. Quality control, testing procedures, precision of the welding process, correct installation are key when assembling a scaffold structure to minimize liability and worker risk of injury. Our SaferStack® design brings safety to another level by nesting each frame into one another when stacked for storage and transport by locking them one onto another. Our scaffolding systems meet or exceed OSHA, ANSI and CSA requirements.

- **SAFERSTACK®**
- **ANTI-SLIP POWDER-COAT FINISH**
- **OSHA, ANSI AND CSA**

EXTERIOR SCAFFOLDING COMPONENTS - SAFERSTACK®

BUILT TOUGH FOR SAFETY

METALTECH®

LESS IS BEST

STACKS IN 30% LESS SPACE THAN REGULAR FRAMES

FRAMES INTERLOCK FOR SAFER STORAGE AND TRANSPORT

SAFERSTACK® HELPS PREVENT STACKED FRAMES FROM SLIDING

TESTED TO MEET ANSI, CSA AND OSHA STANDARDS

100% COMPATIBLE WITH ANY STANDARD METALTECH® FRAME



WITH SAFERSTACK, STACK 100 FRAMES WHERE YOU CURRENTLY STACK ONLY 70 STANDARD FRAMES

SAFERSTACK®
A METALTECH INNOVATION

GO ONLINE TO SEE THE INNOVATION
WWW.METALTECH.CO

WWW.METALTECH.CO 1 800 363-7587

CUSTOM MANUFACTURING

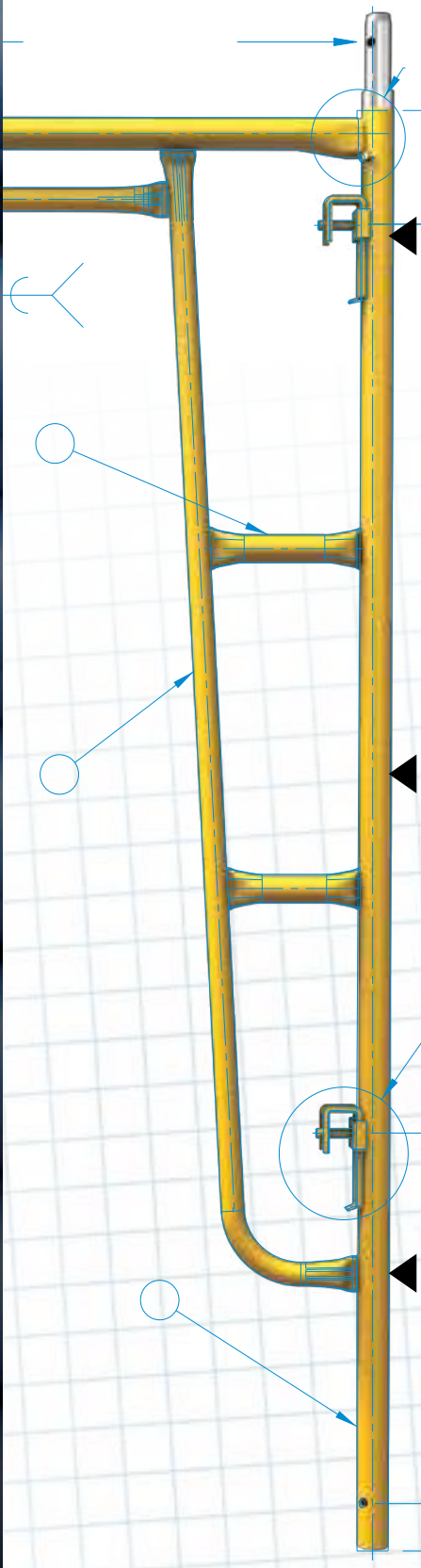

COUPLING PINS

Connect & secure your coupling pin to any scaffold frame legs with our choice of spring-lock, clevis or roll pins. Ask our customer service for more details.



FRAME LOCKS*

Metaltech offers a wide range of frame locks to meet your needs. Order your choice through our customer service for either one of our Gravity-Lock, T-Lock, F-Lock, C-Lock, U-Lock, V-Lock or K-Lock locking systems.

CUSTOM FRAMES*

With many years of experience, supported by our manufacturing facility and engineering team, we can match your needs by developing custom frames. They can be compatible with brands such as Vanguard, Bill Jax and Safway, we fit them all. Contact our customer service for more information.†

†All trademarks and registered trademarks listed above are the property of their respective owners.

SPECIAL COLORS*

Customize your frames with your color choice. Please inquire with customer service for our competitive prices.

GET THE **METALTECH APP**

*Minimum order quan

STANDARD FRAMES

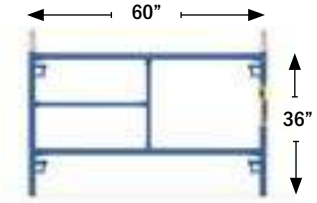

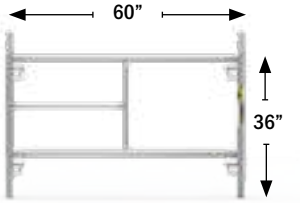

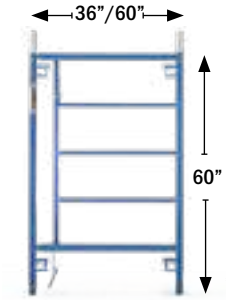

* Not Saferstack

DIMENSIONS (H X W)	36” X 60”	36” X 60”	60” X 36”/60” (ADJUSTABLE FRAME)*
LOCK SPACING	24 IN.	24 IN.	48 IN.
WEIGHT	31.8 LB	35.8 LB	49.8 LB
INTERIOR TUBES	OUTSIDE DIAMETER 1 IN. - 16 GAUGE	OUTSIDE DIAMETER 1 IN. - 16 GAUGE	OUTSIDE DIAMETER 1 IN. - 16 GAUGE
PERIMETER TUBES	OUTSIDE DIAMETER 1.69 IN. - 13 GAUGE	OUTSIDE DIAMETER 1.69 IN. - 13 GAUGE	OUTSIDE DIAMETER 1.69 IN. - 13 GAUGE
FINISH	POWDER COATED	GALVANIZED	POWDER COATED
COUPLING PIN	SPRING-LOCK	SPRING-LOCK	SPRING-LOCK
FRAME LOCK	GRAVITY-LOCK	GRAVITY-LOCK	GRAVITY-LOCK
STANDARDS	ANSI, CSA AND OSHA	ANSI, CSA AND OSHA	ANSI, CSA AND OSHA
MODEL	**M-MF3660PS**	**M-MF3660GVPS**	**M-MF60EPS**
UPC	**778300800353**	**778300801350**	**778300805563**

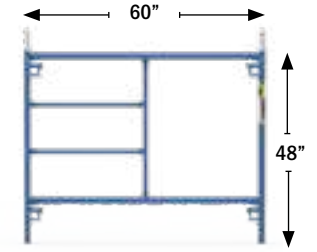

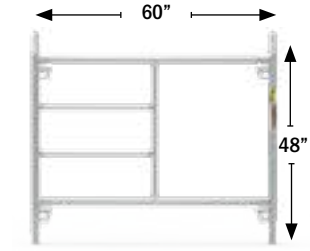

DIMENSIONS (H X W)	48” X 60”	48” X 60”
LOCK SPACING	36 IN.	36 IN.
WEIGHT	36.8 LB	37 LB
INTERIOR TUBES	OUTSIDE DIAMETER 1 IN. - 16 GAUGE	OUTSIDE DIAMETER 1 IN. - 16 GAUGE
PERIMETER TUBES	OUTSIDE DIAMETER 1.69 IN. - 13 GAUGE	OUTSIDE DIAMETER 1.69 IN. - 13 GAUGE
FINISH	POWDER COATED	GALVANIZED
COUPLING PIN	SPRING-LOCK	SPRING-LOCK
FRAME LOCK	GRAVITY-LOCK	GRAVITY-LOCK
STANDARDS	ANSI, CSA AND OSHA	ANSI, CSA AND OSHA
MODEL	**M-MF4860PS**	**M-MF4860GVPS**
UPC	**778300800452**	**778300003815**

SCAFFOLD INSPECTION SAFETY TAGS

DESCRIPTION	COLOR	MODEL	UPC
TAG HOLDER	WHITE	**M-THUS**	**778300002153**
COMPLETE SCAFFOLD TAG	GREEN	**M-TGRUS**	**778300002160**
PRE-SHIFT INSPECTION TAG	YELLOW	**M-TYWUS**	**778300002177**
INCOMPLETE SCAFFOLD TAG	RED	**M-TRDUS**	**778300002184**

SAFERSTACK A METALTECH INNOVATION

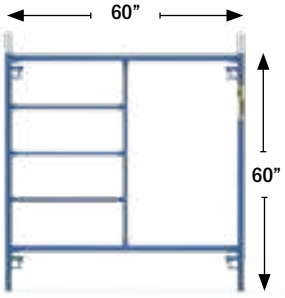

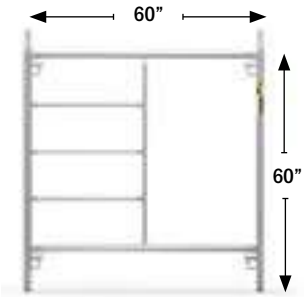

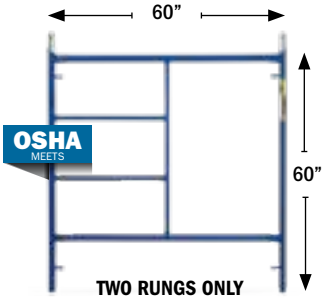

DIMENSIONS (H X W)	60” X 60”	60” X 60”	60” X 60”
LOCK SPACING	48 IN.	48 IN.	48 IN.
WEIGHT	40.8 LB	43.8 LB	38 LB
INTERIOR TUBES	OUTSIDE DIAMETER 1 IN. - 16 GAUGE	OUTSIDE DIAMETER 1 IN. - 16 GAUGE	OUTSIDE DIAMETER 1 IN. - 16 GAUGE
PERIMETER TUBES	OUTSIDE DIAMETER 1.69 IN. - 13 GAUGE	OUTSIDE DIAMETER 1.69 IN. - 13 GAUGE	OUTSIDE DIAMETER 1.625 IN. - 13 GAUGE
FINISH	POWDER COATED	GALVANIZED	POWDER COATED - AVAILABLE IN GALVANIZED
COUPLING PIN	SPRING-LOCK	SPRING-LOCK	SPRING-LOCK
FRAME LOCK	GRAVITY-LOCK	GRAVITY-LOCK	T-LOCK
STANDARDS	ANSI, CSA AND OSHA	ANSI, CSA AND OSHA	ANSI AND OSHA
MODEL	**M-MF6060PS**	**M-MF6060GVPS**	**M-MF6060PS-A**
UPC	**778300800551**	**778300801558**	**778300800575**

PRODUCT ONLY AVAILABLE IN THE USA.

SAFERSTACK A METALTECH INNOVATION

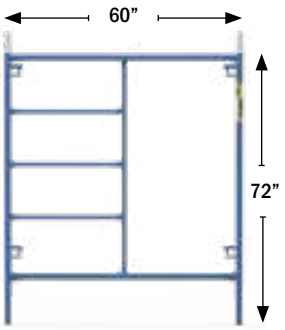

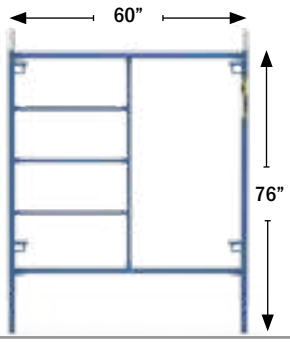

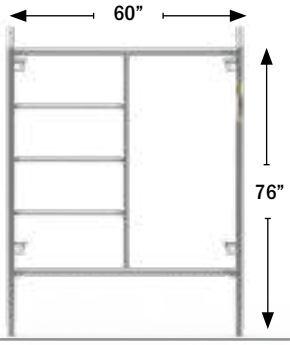

DIMENSIONS (H X W)	72” X 60”	76” X 60”	76” X 60”
LOCK SPACING	48 IN.	48 IN.	48 IN.
WEIGHT	42.8 LB	45.8 LB	48 LB
INTERIOR TUBES	OUTSIDE DIAMETER 1 IN. - 16 GAUGE	OUTSIDE DIAMETER 1 IN. - 16 GAUGE	OUTSIDE DIAMETER 1 IN. - 16 GAUGE
PERIMETER TUBES	OUTSIDE DIAMETER 1.69 IN. - 13 GAUGE	OUTSIDE DIAMETER 1.69 IN. - 13 GAUGE	OUTSIDE DIAMETER 1.69 IN. - 13 GAUGE
FINISH	POWDER COATED	POWDER COATED	GALVANIZED
COUPLING PIN	SPRING-LOCK	SPRING-LOCK	SPRING-LOCK
FRAME LOCK	GRAVITY-LOCK	GRAVITY-LOCK	GRAVITY-LOCK
STANDARDS	ANSI, CSA AND OSHA	ANSI, CSA AND OSHA	ANSI, CSA AND OSHA
MODEL	**M-MF7260PS**	**M-MF7660PS**	**M-MF7660GVPS**
UPC	**778300800650**	**778300807659**	**778300827657**

GET THE **METALTECH APP**

NEW

DESCRIPTION	SCAFFOLD LEVEL	SCAFFOLD LEVEL WITH LASER POINTER
DIMENSIONS	6.25 X 0.75 X 2 IN.	7.9 X 0.75 X 2 IN.
WEIGHT	0.44 LB	0.6 LB
MATERIAL	DIE-CAST ALUMINUM	DIE-CAST ALUMINUM
MODEL	**I-AN001**	**I-AN011**
UPC	**778300003204**	**778300003228**

SAFERSTACK A METALTECH INNOVATION

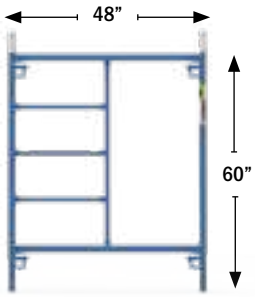

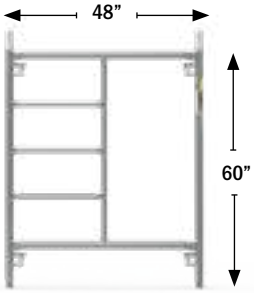

DIMENSIONS (H X W)	60” X 48”	60” X 48”	76” X 24”
LOCK SPACING	48 IN.	48 IN.	48 IN.
WEIGHT	37.8 LB	38.7 LB	29.2 LB
INTERIOR TUBES	OUTSIDE DIAMETER 1 IN. - 16 GAUGE	OUTSIDE DIAMETER 1 IN. - 16 GAUGE	OUTSIDE DIAMETER 1 IN. - 16 GAUGE
PERIMETER TUBES	OUTSIDE DIAMETER 1.69 IN. - 13 GAUGE	OUTSIDE DIAMETER 1.69 IN. - 13 GAUGE	OUTSIDE DIAMETER 1.69 IN. - 13 GAUGE
FINISH	POWDER COATED	GALVANIZED	POWDER COATED
COUPLING PIN	SPRING-LOCK	SPRING-LOCK	SPRING-LOCK
FRAME LOCK	GRAVITY-LOCK	GRAVITY-LOCK	V-LOCK
STANDARDS	ANSI, CSA AND OSHA	ANSI, CSA AND OSHA	ANSI AND OSHA
MODEL	**M-MF6048PS**	**M-MF6048GVPS**	**M-MF7624VLV1PS**
UPC	**778300800544**	**778300801459**	**778300001835**

PRODUCT ONLY AVAILABLE IN THE USA.

SAFERSTACK A METALTECH INNOVATION

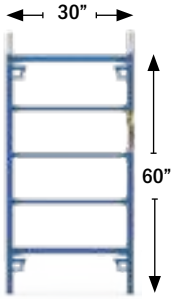

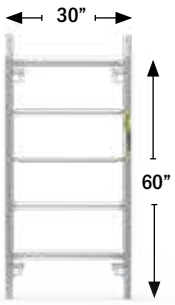

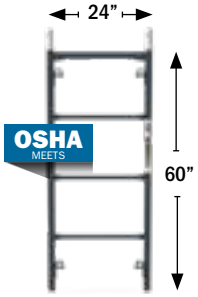

DIMENSIONS (H X W)	60” X 30”	60” X 30”	60” X 24”
LOCK SPACING	48 IN.	48 IN.	48 IN.
WEIGHT	30 LB	31.8 LB	49.8 LB
INTERIOR TUBES	OUTSIDE DIAMETER 1 IN. - 16 GAUGE	OUTSIDE DIAMETER 1 IN. - 16 GAUGE	OUTSIDE DIAMETER 1 IN. - 16 GAUGE
PERIMETER TUBES	OUTSIDE DIAMETER 1.69 IN. - 13 GAUGE	OUTSIDE DIAMETER 1.69 IN. - 13 GAUGE	OUTSIDE DIAMETER 1.69 IN. - 13 GAUGE
FINISH	POWDER COATED	GALVANIZED	POWDER COATED
COUPLING PIN	SPRING-LOCK	SPRING-LOCK	SPRING-LOCK
FRAME LOCK	GRAVITY-LOCK	GRAVITY-LOCK	V-LOCK
STANDARDS	ANSI, CSA AND OSHA	ANSI, CSA AND OSHA	ANSI AND OSHA
MODEL	**M-MF6030PS**	**M-MF6030GVPS**	**M-MF6024VLV1PS**
UPC	**778300800537**	**778300801534**	**778300001842**

PRODUCT ONLY AVAILABLE IN THE USA.

LADDER ARCH FRAMES

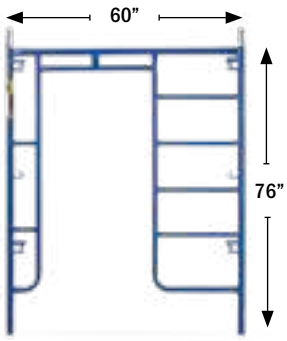

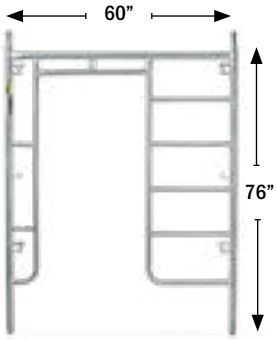

DIMENSIONS (H X W)	76” X 60”	76” X 60”
LOCK SPACING	48 IN.	48 IN.
WEIGHT	52.8 LB	55.8 LB
INTERIOR TUBES	OUTSIDE DIAMETER 1.25 IN. - 16 GAUGE	OUTSIDE DIAMETER 1.25 IN. - 16 GAUGE
PERIMETER TUBES	OUTSIDE DIAMETER 1.69 IN. - 13 GAUGE	OUTSIDE DIAMETER 1.69 IN. - 13 GAUGE
FINISH	POWDER COATED	GALVANIZED
COUPLING PIN	SPRING-LOCK	SPRING-LOCK
FRAME LOCK	GRAVITY-LOCK	GRAVITY-LOCK
STANDARDS	ANSI, CSA AND OSHA	ANSI, CSA AND OSHA
MODEL	**M-MA7660LPS**	**M-MA7660LGVPS**
UPC	**778300806461**	**778300816460**

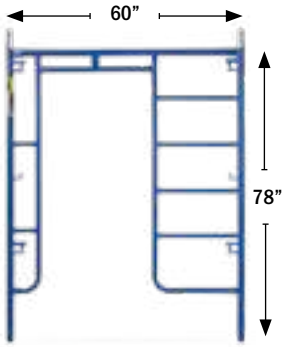

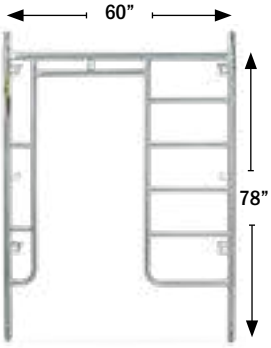

DIMENSIONS (H X W)	78” X 60”	78” X 60”
LOCK SPACING	48 IN.	48 IN.
WEIGHT	53.5 LB	56.5 LB
INTERIOR TUBES	OUTSIDE DIAMETER 1.25 IN. - 16 GAUGE	OUTSIDE DIAMETER 1.25 IN. - 16 GAUGE
PERIMETER TUBES	OUTSIDE DIAMETER 1.69 IN. - 13 GAUGE	OUTSIDE DIAMETER 1.69 IN. - 13 GAUGE
FINISH	POWDER COATED	GALVANIZED
COUPLING PIN	SPRING-LOCK	SPRING-LOCK
FRAME LOCK	GRAVITY-LOCK	GRAVITY-LOCK
STANDARDS	ANSI, CSA AND OSHA	ANSI, CSA AND OSHA
MODEL	**M-MA7860LPS**	**M-MA7860LGVPS**
UPC	**778300816477**	**778300816668**

WALK-THRU ARCH FRAMES

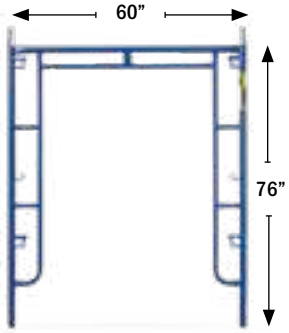

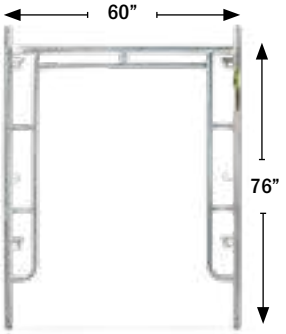

DIMENSIONS (H X W)	76” X 60”	76” X 60”
LOCK SPACING	48 IN.	48 IN.
WEIGHT	46.8 LB	48.8 LB
INTERIOR TUBES	OUTSIDE DIAMETER 1.25 IN. - 16 GAUGE	OUTSIDE DIAMETER 1.25 IN. - 16 GAUGE
PERIMETER TUBES	OUTSIDE DIAMETER 1.69 IN. - 13 GAUGE	OUTSIDE DIAMETER 1.69 IN. - 13 GAUGE
FINISH	POWDER COATED	GALVANIZED
COUPLING PIN	SPRING-LOCK	SPRING-LOCK
FRAME LOCK	GRAVITY-LOCK	GRAVITY-LOCK
STANDARDS	ANSI, CSA AND OSHA	ANSI, CSA AND OSHA
MODEL	**M-MA7660PS**	**M-MA7660GVPS**
UPC	**778300806454**	**778300816453**

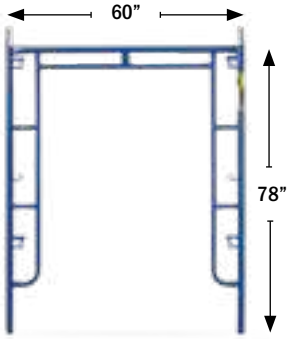

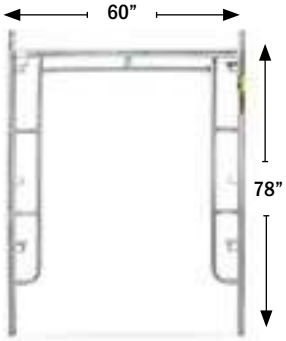

DIMENSIONS (H X W)	78” X 60”	78” X 60”
LOCK SPACING	48 IN.	48 IN.
WEIGHT	47.3 LB	49.3 LB
INTERIOR TUBES	OUTSIDE DIAMETER 1.25 IN. - 16 GAUGE	OUTSIDE DIAMETER 1.25 IN. - 16 GAUGE
PERIMETER TUBES	OUTSIDE DIAMETER 1.69 IN. - 13 GAUGE	OUTSIDE DIAMETER 1.69 IN. - 13 GAUGE
FINISH	POWDER COATED	GALVANIZED
COUPLING PIN	SPRING-LOCK	SPRING-LOCK
FRAME LOCK	GRAVITY-LOCK	GRAVITY-LOCK
STANDARDS	ANSI, CSA AND OSHA	ANSI, CSA AND OSHA
MODEL	**M-MA7860PS**	**M-MA7860GVPS**
UPC	**778300806652**	**778300816651**

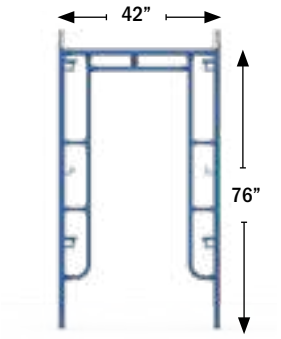

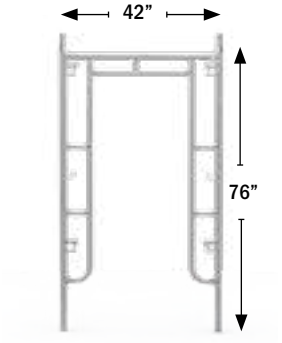

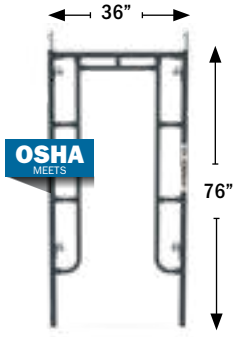

DIMENSIONS (H X W)	76” X 42”	76” X 42”	76” X 36”
LOCK SPACING	48 IN.	48 IN.	48 IN.
WEIGHT	41.1 LB	41.4 LB	40.9 LB
INTERIOR TUBES	OUTSIDE DIAMETER 1.25 IN. - 16 GAUGE	OUTSIDE DIAMETER 1.25 IN. - 16 GAUGE	OUTSIDE DIAMETER 1.25 IN. - 16 GAUGE
PERIMETER TUBES	OUTSIDE DIAMETER 1.69 IN. - 13 GAUGE	OUTSIDE DIAMETER 1.69 IN. - 13 GAUGE	OUTSIDE DIAMETER 1.69 IN. - 13 GAUGE
FINISH	POWDER COATED	GALVANIZED	POWDER COATED
COUPLING PIN	SPRING-LOCK	SPRING-LOCK	SPRING-LOCK
FRAME LOCK	GRAVITY-LOCK	GRAVITY-LOCK	V-LOCK
STANDARDS	ANSI, CSA AND OSHA	ANSI, CSA AND OSHA	ANSI AND OSHA
MODEL	**M-MA7642PS**	**M-MA7642GVPS**	**M-MA7636VLV1PS**
UPC	**778300806409**	**778300806416**	**778300003822**

PRODUCT ONLY AVAILABLE IN THE USA.

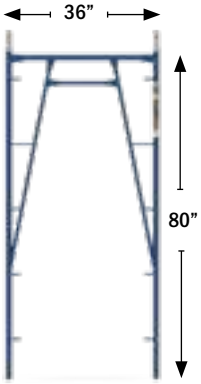

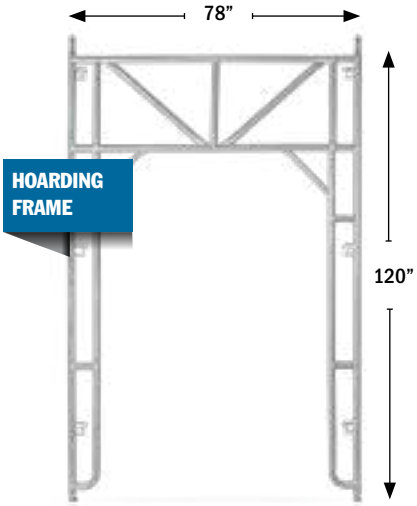

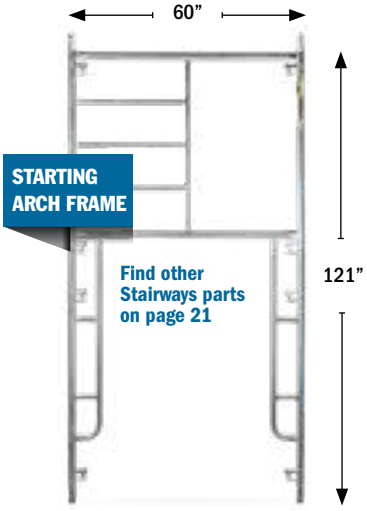

Find other Stairways parts on page 21

DIMENSIONS (H X W)	80” X 36”	120” X 78”	121” X 60”
LOCK SPACING	16 OR 48 IN.	N/A	N/A
WEIGHT	35.1 LB	101 LB	66.9 LB
INTERIOR TUBES	OUTSIDE DIAMETER 1.25 IN. - 16 GAUGE	OUTSIDE DIAMETER 1.25 IN. - 16 GAUGE	OUTSIDE DIAMETER 1.25 IN. - 16 GAUGE
PERIMETER TUBES	OUTSIDE DIAMETER 1.625 IN. - 13 GAUGE	OUTSIDE DIAMETER 1.69 IN. - 13 GAUGE	OUTSIDE DIAMETER 1.69 IN. - 13 GAUGE
FINISH	POWDER COATED	GALVANIZED	GALVANIZED
COUPLING PIN	SPRING-LOCK	SPRING-LOCK	SPRING-LOCK
FRAME LOCK	T-LOCK	GRAVITY-LOCK	GRAVITY-LOCK
STANDARDS	ANSI AND OSHA	ANSI, CSA AND OSHA	ANSI, CSA AND OSHA
MODEL	**M-MA8036ATLW1PS**	**M-MA12078GVPS**	**M-MA12160DEGVPS**
UPC	**778300002313**	**778300806102**	**778300950195**

PRODUCT ONLY AVAILABLE IN THE USA.

GET THE **METALTECH APP**

GUARDRAILS, TOEBOARDS & TIE-OFF BARS

GUARDRAIL POST WITH WEDGE CLAMP

FINISH	WEIGHT	MODEL	UPC
POWDER COATED	10.8 LB	**M-MGPUSL**	**778300950089**
GALVANIZED	11.1 LB	**M-MGPUSLGV**	**778300950096**

STANDARDS: ANSI, CSA AND OSHA

GALVANIZED GUARDRAIL

DIMENSIONS	WEIGHT	MODEL	UPC
30 IN.	1.73 LB	**M-MGR30**	**778300950065**
48 IN.	2.71 LB	**M-MGR4**	**778300950485**
60 IN.	3 LB	**M-MGR5**	**778300950058**
84 IN.	4.36 LB	**M-MGR7**	**778300950072**
96 IN.	5.19 LB	**M-MGR8**	**778300003839**
120 IN.	8.22 LB	**M-MGR10**	**778300950102**

STANDARDS: ANSI, CSA AND OSHA

DESCRIPTION	ADJUSTABLE END-STOP GUARDRAIL	ADJUSTABLE END-STOP GUARDRAIL	SWING DOOR
COMPATIBLE	ALL ARCH FRAMES. EXCEPT PRODUCT CODE FINISHING WITH VLV1PS.	ALL ARCH FRAMES. EXCEPT PRODUCT CODE FINISHING WITH VLV1PS.	ALL ARCH FRAMES.
DIMENSIONS	31 UP TO 49 X 21 IN.	31 UP TO 49 X 21 IN.	36.5 UP TO 56.5 X 4 IN.
WEIGHT	10.6 LB	10.8 LB	24.25 LB
FINISH	POWDER COATED	GALVANIZED	POWDER COATED
STANDARDS	ANSI, CSA AND OSHA	ANSI, CSA AND OSHA	ANSI, CSA AND OSHA
MODEL	**M-MGRMAEX**	**M-MGRMAEXGV**	**M-MCRG**
UPC	**778300003747**	**778300003754**	N/A

GALVANIZED TOEBOARD

DIMENSIONS	WEIGHT	MODEL	UPC
30 IN.	5.99 LB	**M-MGT30**	**778300712304**
60 IN.	11.25 LB	**M-MGT60**	**778300712007**
84 IN.	15.44 LB	**M-MGT84**	**778300710690**
120 IN.	21.79 LB	**M-MGT120**	**778300712052**

STANDARDS: ANSI, CSA AND OSHA

ALUMINUM TIE-OFF BAR

DIMENSIONS	WEIGHT	MODEL	UPC
7 FT	31.7 LB	**M-BAA07**	**778300000364**
8 FT	35.2 LB	**M-BAA08**	**778300001354**
10 FT	42.2 LB	**M-BAA10**	**778300000371**

STANDARDS: SCCI, CSA AND OSHA

BRACES & SIDE BRACKETS

iNFO

- Same capacity as standard cross braces
- Compact format for easy transport



STANDARD

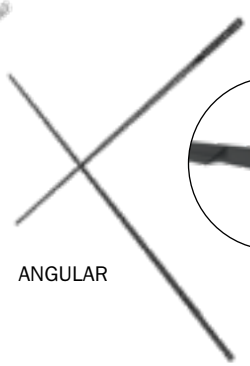

ANGULAR

GALVANIZED SECTIONAL CROSS BRACE

DIMENSIONS (H X W)	WEIGHT	MODEL	UPC
4 X 7 FT (3.75 X 35.5 IN. NON-ASSEMBLED)	11.3 LB	**M-MC4884JP**	**778300005536**

STANDARDS: ANSI, CSA AND OSHA

SINGLE BUTTON SPRING-LOCK FOR SECTIONAL CROSS BRACE

DIMENSIONS (H X W)	WEIGHT	MODEL	UPC
1 X 2 IN.	0.01 LB	**VB-SCSB2**	**778300005598**

GALVANIZED STANDARD CROSS BRACE

DIMENSIONS (H X W)	WEIGHT	MODEL	UPC
2 X 7 FT	9.7 LB	**M-MC2484**	**778300820726**
27.75 IN. X 7 FT	9.8 LB	**M-MC27.7584**	**778300820757**
3 X 7 FT	10.1 LB	**M-MC3684**	**778300820733**
4 X 7 FT	10.7 LB	**M-MC4884**	**778300820740**
2 X 8 FT	11 LB	**M-MC2496**	**778300820825**
3 X 8 FT	11.3 LB	**M-MC3696**	**N/A**
4 X 8 FT	11.9 LB	**M-MC4896**	**778300820849**
2 X 10 FT	13.5 LB	**M-MC24120**	**778300821020**
27.75 IN. X 10 FT	13.6 LB	**M-MC27.75120**	**778300821051**
3 X 10 FT	13.8 LB	**M-MC36120**	**778300821037**
4 X 10 FT	14.2 LB	**M-MC48120**	**778300821044**

POWDER COATED ANGULAR CROSS BRACE

3 OR 4 X 7 FT	13 LB	**M-MC364884AN**	**778300004188**
3 OR 4 X 8 FT	15 LB	**M-MC364896AN**	**778300004195**

STANDARDS: ANSI, CSA AND OSHA

GALVANIZED DIAGONAL BRACE

DIMENSIONS	FRAME	WEIGHT	MODEL	UPC
7 FT SPAN	30 IN.	4.89 LB	**M-MDB3084**	**778300930845**
7 FT SPAN	60 IN.	5.65 LB	**M-MDB6084**	**778300950706**
10 FT SPAN	30 IN.	6.78 LB	**M-MDB30120**	**778300930104**
10 FT SPAN	60 IN.	7.10 LB	**M-MDB60120**	**778300951000**

STANDARDS: ANSI, CSA AND OSHA

DESCRIPTION	END BRACKET*
DIMENSIONS	20 IN.
WEIGHT	10 LB
FINISH	POWDER COATED
STANDARDS	ANSI, CSA AND OSHA
MODEL	**M-ME20**
UPC	**778300892419**

* Galvanized finish available on special order.

POWDER COATED SIDE BRACKET

DIMENSIONS	WEIGHT	MODEL	UPC
20 IN.	9.16 LB	**M-MS20**	**778300892402**
30 IN.	12.44 LB	**M-MS30**	**778300893003**
40 IN.	15.5 LB	**M-MS40**	**778300894000**

STANDARDS: ANSI, CSA AND OSHA

GALVANIZED SIDE BRACKET

DIMENSIONS	WEIGHT	MODEL	UPC
20 IN.	9.45 LB	**M-MS20GV**	**778300892433**
30 IN.	12.94 LB	**M-MS30GV**	**778300893010**
40 IN.	16.5 LB	**M-MS40GV**	**778300894017**
50 IN.	22 LB	**M-MS50GV**	**778300005758**

STANDARDS: ANSI, CSA AND OSHA

GET THE **METALTECH APP**

COUPLING PINS & LOCKS







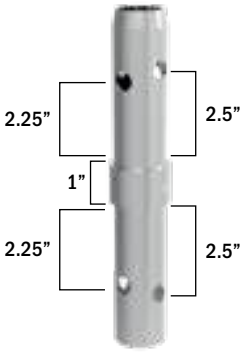

DESCRIPTION	COUPLING PIN & SPRING-LOCK	COUPLING PIN	COUPLING PIN & SPRING-LOCK	COUPLING PIN
HOLE SPACING	2.5 IN.	2.5 IN.	2.5 / 2.25 IN.	2.5 / 2.25 IN.
COLLAR	1 IN.	1 IN.	1 IN.	1 IN.
WEIGHT	0.9 LB	0.86 LB	0.9 LB	0.86 LB
FINISH	GALVANIZED	GALVANIZED	GALVANIZED	GALVANIZED
STANDARDS	ANSI, CSA AND OSHA	ANSI, CSA AND OSHA	ANSI, CSA AND OSHA	ANSI, CSA AND OSHA
MODEL	**M-MLC1S**	**M-MLC1**	**M-MLC1US**	**M-MLC1U**
UPC	**778300882014**	**778300880348**	**778300002290**	**N/A**

DESCRIPTION	SPRING-LOCK	PIG TAIL	TOGGLE PIN	BOLT & NUT
DIMENSIONS	FOR HOLE Ø 0.5 IN.	1.5 X 3 IN.	3,5 IN.	0.375 X 2.25 IN.
WEIGHT	0.04 LB	0.1 LB	0.15 LB	0.08 LB
FINISH	GALVANIZED	GALVANIZED	GALVANIZED	GALVANIZED
STANDARDS	ANSI, CSA AND OSHA	ANSI, CSA AND OSHA	ANSI, CSA AND OSHA	ANSI, CSA AND OSHA
MODEL	**M-MLS**	**M-MLG**	**M-MTOGGLE**	**M-MLB**
UPC	**778300882007**	**778300950300**	**778300880416**	**778300950393**

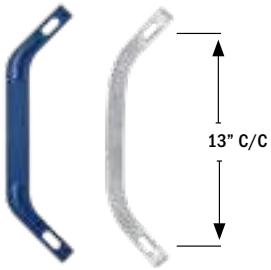

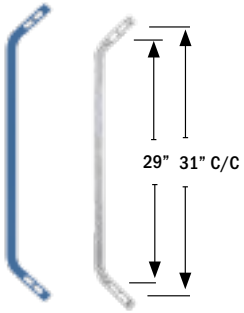

LOCK ARM				
DIMENSIONS	FINISH	WEIGHT	MODEL	UPC
13 IN.	POWDER COATED	0.71 LB	**M-MLA13**	**778300950157**
13 IN.	GALVANIZED	0.9 LB	**M-MLA13GV**	**778300951154**
29 / 31 IN.	POWDER COATED	1.86 LB	**M-MLA2931**	**778300952939**
29 / 31 IN.	GALVANIZED	1.9 LB	**M-MLA2931GV**	**778300952946**

STANDARDS: ANSI, CSA AND OSHA

WALL ATTACHMENTS & CLAMPS

ALUMINUM TUBE			
DIMENSIONS	WEIGHT	MODEL	UPC
10 FT SCHEDULE 40 (Ø 1.9 IN.)	9.31 LB	**M-MTA120**	**778300871209**
20 FT SCHEDULE 40 (Ø 1.9 IN.)	18.62 LB	**M-MTA240**	**778300872404**

STANDARDS: ANSI, CSA AND OSHA

WALL ATTACHMENT					
4 FT TUBE	EYE BOLT (1)	CLAMP(2)	WEIGHT	MODEL	UPC
✓	-	-	5.86 LB	**M-MTWA**	**778300872008**
✓	✓	-	6 LB	**M-MTWAK**	**778300872015**
✓	✓	✓	9.22 LB	**M-MTWAFDUK**	**778300000913**

STANDARDS: ANSI, CSA AND OSHA

DESCRIPTION	EYE BOLT	WALL ATTACHMENT & PLATE	BOLTED 90° FIXED CLAMP	BOLTED SWIVEL CLAMP
DIMENSIONS	0.375 X 2.5 IN.	4 FT TUBE	Ø 1.625 / 1.9 IN.	Ø 1.625 / 1.9 IN.
WEIGHT	0.11 LB	7.6 LB	3.25 LB	3.75 LB
FINISH	GALVANIZED	GALVANIZED	GALVANIZED	GALVANIZED
STANDARDS	ANSI, CSA AND OSHA	ANSI, CSA AND OSHA	ANSI, CSA AND OSHA	ANSI, CSA AND OSHA
MODEL	**M-MTWAEYE**	**M-MTWAGVPL**	**M-MTCFDU**	**M-MTCSDU**
UPC	**778300872107**	**778300872022**	**778300862108**	**778300862115**

GALVANIZED WEDGE CLAMPS 90°			
DIMENSIONS	WEIGHT	MODEL	UPC
Ø 1.9 / 1.9 IN.	3.3 LB	**M-MTCFW1**	**778300862009**
Ø 1.625 / 1.9 IN.	2.32 LB	**M-MTCFW2**	**778300862016**
Ø 1.625 / 1.625 IN.	2.3 LB	**M-MTCFW3**	**778300862023**

STANDARDS: ANSI, CSA AND OSHA

GALVANIZED SWIVEL WEDGE CLAMPS			
DIMENSIONS	WEIGHT	MODEL	UPC
Ø 1.9 / 1.9 IN.	3.7 LB	**M-MTCSW1**	**778300862030**
Ø 1.625 / 1.9 IN.	3.62 LB	**M-MTCSW2**	**778300862047**
Ø 1.625 / 1.625 IN.	3.5 LB	**M-MTCSW3**	**778300862054**

STANDARDS: ANSI, CSA AND OSHA

GET THE **METALTECH APP**

BASES

DESCRIPTION	24" LEVELING JACK WITH PLATE	24" LEVELING JACK WITH PLATE	36" LEVELING JACK WITH PLATE	24" LEVELING JACK WITH SWIVEL PLATE	24" LEVELING JACK WITH SWIVEL PLATE
TUBE	HOLLOW	SOLID	SOLID	HOLLOW	SOLID
ADJUSTABLE	UP TO 18 IN.*	UP TO 18 IN.*	UP TO 30 IN.*	UP TO 18 IN.*	UP TO 18 IN.*
FINISH	GALVANIZED	GALVANIZED	GALVANIZED	GALVANIZED	GALVANIZED
WEIGHT	6 LB	11 LB	16 LB	7.32 LB	13 LB
STANDARDS	ANSI, CSA AND OSHA	ANSI, CSA AND OSHA	ANSI, CSA AND OSHA	ANSI, CSA AND OSHA	ANSI, CSA AND OSHA
MODEL	**M-MBSJP24H**	**M-MBSJP24**	**M-MBSJP36**	**M-MBSJPSW24H**	**M-MBSJPSW24**
UPC	**778300920112**	**778300920105**	**778300920310**	**778300000227**	**778300000210**

*Always use in conformity with local or national legislation which applies.

iNFO Short handle, perfect for pedestrian crossings

DESCRIPTION	24" LEVELING JACK WITH PLATE - SHORT HANDLE	24" LEVELING JACK WITH PLATE - SHORT HANDLE	24" LEVELING JACK WITH SWIVEL PLATE - SHORT HANDLE	24" LEVELING JACK WITH SWIVEL PLATE - SHORT HANDLE
TUBE	HOLLOW	SOLID	HOLLOW	SOLID
ADJUSTABLE	UP TO 18 IN.*	UP TO 18 IN.*	UP TO 18 IN.*	UP TO 18 IN.*
FINISH	GALVANIZED	GALVANIZED	GALVANIZED	GALVANIZED
WEIGHT	5.46 LB	11 LB	8.67 LB	13 LB
STANDARDS	ANSI, CSA AND OSHA	ANSI, CSA AND OSHA	ANSI, CSA AND OSHA	ANSI, CSA AND OSHA
MODEL	**M-MBSJP24NH**	**M-MBSJP24N**	**M-MBSJPSW24NH**	**M-MBSJPSW24N**
UPC	**778300002689**	**778300002672**	**778300002702**	**778300002696**

*Always use in conformity with local or national legislation which applies.

DESCRIPTION	24" LEVELING JACK	24" LEVELING JACK	36" LEVELING JACK
TUBE	HOLLOW	SOLID	SOLID
ADJUSTABLE	UP TO 18 IN.*	UP TO 18 IN.*	UP TO 30 IN.*
FINISH	GALVANIZED	GALVANIZED	GALVANIZED
WEIGHT	7 LB	11 LB	15 LB
STANDARDS	ANSI, CSA AND OSHA	ANSI, CSA AND OSHA	ANSI, CSA AND OSHA
MODEL	**M-MBSJS24H**	**M-MBSJS24**	**M-MBSJS36**
UPC	**778300920020**	**778300920013**	**778300920037**

DESCRIPTION	PROTECTION PAD FOR LEVELING JACKS
DIMENSIONS	8.5 X 8.5 IN.
MATERIAL	POLYETHYLENE (HDPE)
WEIGHT	1.9 LB
MODEL	**F-BBFP**
UPC	**778300004355**

*Always use in conformity with local or national legislation which applies.

DESCRIPTION	24" LEVELING JACK WITH 8" U-HEAD	24" LEVELING JACK WITH 4" AND 8" FORK HEAD	4" U-HEAD
TUBE	SOLID	SOLID	N/A
ADJUSTABLE	UP TO 18 IN.*	UP TO 18 IN.*	N/A
FINISH	GALVANIZED	GALVANIZED	GALVANIZED
WEIGHT	16.67 LB	15.94 LB	5.18 LB
STANDARDS	ANSI, CSA AND OSHA	ANSI, CSA AND OSHA	ANSI, CSA AND OSHA
MODEL	**M-MBSJP8U24**	**M-MBSJPF24**	**M-MBB4UGV**
UPC	**778300002481**	**778300002412**	**N/A**

*Always use in conformity with local or national legislation which applies.

6 X 6 IN. BASE PLATE

WEIGHT	FINISH	MODEL	UPC
2 LB	POWDER COATED	**M-MBBF**	**778300920273**
2.2 LB	GALVANIZED	**M-MBBFGV**	**778300920297**

STANDARDS: ANSI, CSA AND OSHA

6 X 6 IN. SWIVEL BASE PLATE

WEIGHT	FINISH	MODEL	UPC
2.92 LB	POWDER COATED	**M-MBBS**	**778300920280**
4 LB	GALVANIZED	**M-MBBSGV**	**778300920266**

STANDARDS: ANSI, CSA AND OSHA

OUTRIGGER

DIMENSIONS	WEIGHT	FINISH	MODEL	UPC
32 IN.	22 LB	POWDER COATED	**M-M032**	**778300890101**
32 IN.	22.3 LB	GALVANIZED	**M-M032GV**	**778300890118**

STANDARDS: ANSI, CSA AND OSHA

DESCRIPTION	HEAVY-DUTY CASTER	CASTER
LOAD CAPACITY	1,100 LB	750 LB
DIMENSIONS	8 IN.	8 IN.
WEIGHT	10.65 LB	9.8 LB
STANDARDS	ANSI, CSA AND OSHA	ANSI, CSA AND OSHA
MODEL	**M-MBC8HD**	**M-MBC8**
UPC	**778300930098**	**778300930081**

GET THE **METALTECH APP**

PLATFORMS

ALUMINUM PLATFORM WITH 5/8" PLYWOOD DECK

DIMENSIONS	LOAD CAPACITY	WEIGHT	MODEL	UPC
7 FT X 19 IN.	100 LB/FT²	33.2 LB	**M-MPP719**	**778300900077**
7 FT X 24 IN.	75 LB/FT²	38 LB	**M-MPP724**	**778300900725**
7 FT X 28 IN.	25 LB/FT²	40 LB	**M-MPP728**	**778300002146**
8 FT X 19 IN.	75 LB/FT²	41.5 LB	**M-MPP819**	**778300003969**
10 FT X 19 IN.	75 LB/FT²	46 LB	**M-MPP1019**	**778300900107**
10 FT X 24 IN.	50 LB/FT²	62 LB	**M-MPP1024**	**778300900121**
10 FT X 28 IN.	25 LB/FT²	72.5 LB	**M-MPP1028**	**778300900145**

STANDARDS: ANSI, CSA AND OSHA

ALUMINUM PLATFORM WITH 5/8" PLYWOOD DECK WITH EDGE CAPPING

DIMENSIONS	LOAD CAPACITY	WEIGHT	MODEL	UPC
7 FT X 19 IN.	100 LB/FT²	34.2 LB	**M-MPP719RE**	**778300000579**
10 FT X 19 IN.	75 LB/FT²	47 LB	**M-MPP1019RE**	**778300000562**

STANDARDS: ANSI, CSA AND OSHA

ALUMINUM PLATFORM WITH 5/8" ANTI-SLIP PLYWOOD DECK WITH EDGE CAPPING

DIMENSIONS	LOAD CAPACITY	WEIGHT	MODEL	UPC
7 FT X 19 IN.	100 LB/FT²	36 LB	**M-MPP719AS**	**778300900015**
10 FT X 19 IN.	75 LB/FT²	53 LB	**M-MPP1019AS**	**778300900022**

ALUMINUM PLATFORM WITH 5/8" ANTI-SLIP PLYWOOD DECK

DIMENSIONS	LOAD CAPACITY	WEIGHT	MODEL	UPC
7 FT X 24 IN.	75 LB/FT²	38 LB	**M-MPP724AS**	**778300900039**
10 FT X 24 IN.	50 LB/FT²	62 LB	**M-MPP1024AS**	**778300900046**

STANDARDS: ANSI, CSA AND OSHA

ALL ALUMINUM PLATFORM

DIMENSIONS	LOAD CAPACITY	WEIGHT	MODEL	UPC
7 FT X 19 IN.	75 LB/FT²	27.5 LB	**M-MPA719**	**778300901074**
8 FT X 19 IN.	75 LB/FT²	35 LB	**M-MPA819**	**778300000906**
10 FT X 19 IN.	75 LB/FT²	42.46 LB	**M-MPA1019**	**778300901104**

STANDARDS: ANSI, CSA AND OSHA

PLATFORM WITH TRAPDOOR AND LADDER*

DIMENSIONS	LOAD CAPACITY	WEIGHT	MODEL	UPC
7 FT X 28 IN.	75 LB/FT²	58 LB	**M-MPP728DL**	**778300002894**
10 FT X 28 IN.	50 LB/FT²	73.3 LB	**M-MPP1028DL**	**778300900152**

* Notice: Platforms with trapdoor should be used with 76 in. or 78 in. frames high.

STANDARDS: ANSI, CSA AND OSHA

STAIRWAYS

iNFO Find Starting Stairways Frames on page 13

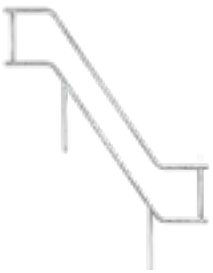

DESCRIPTION	60" STEEL STAIR WITH HANDRAILS (7' X 60") FOR 60" FRAME	OUTER HANDRAIL (7' X 60") FOR 60" FRAME	INNER HANDRAIL (7' X 60") FOR 60" FRAME	SHORT END OUTER HANDRAIL (7' X 60") FOR 60" FRAME
DIMENSIONS	84 X 60 IN.	103.25 X 78 IN.	103.25 X 61 IN.	103.25 X 61 IN.
WEIGHT	135.5 LB	22 LB	21 LB	21 LB
FINISH	GALVANIZED	GALVANIZED	GALVANIZED	GALVANIZED
STANDARDS	ANSI, CSA AND OSHA	ANSI, CSA AND OSHA	ANSI, CSA AND OSHA	ANSI, CSA AND OSHA
MODEL	**M-MST760**	**M-MST760OR**	**M-MST760RFN**	**M-MST760RDE**
UPC	**778300961009**	**778300002238**	**778300002269**	**778300002245**

DESCRIPTION	SHORT END INNER HANDRAIL (7' X 60") FOR 60" FRAME	STAIRWAY GUARDRAIL FOR 60" FRAME	STAIR STARTING TUBE	STAIR STARTING TUBE
DIMENSIONS	103.25 X 78 IN.	33.5 X 20 IN.	60 IN.	60 IN.
WEIGHT	14.5 LB	1 LB	8.5 LB	8.8 LB
FINISH	GALVANIZED	GALVANIZED	POWDER COATED	GALVANIZED
STANDARDS	ANSI, CSA AND OSHA	ANSI, CSA AND OSHA	ANSI, CSA AND OSHA	ANSI, CSA AND OSHA
MODEL	**M-MST760IR**	**M-MSTGR6060**	**M-MSTB**	**M-MSTBGV**
UPC	**778300002252**	**778300950188**	**778300002276**	**778300002283**

COMPATIBLE WITH:
STEP UP, BILJAX, SCAFFOLD TODAY, VANGUARD AND METALTECH*

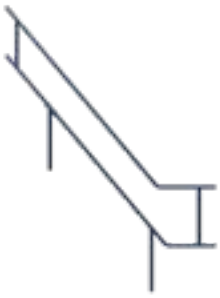

DESCRIPTION	76" STEEL STAIR & HANDRAILS (7' X 76") FOR 76" FRAME*	76" STEEL STAIR (7' X 76") FOR 76" FRAME*	OUTER HANDRAIL (7' X 76") FOR 76" FRAME*	INNER HANDRAIL (7' X 76") FOR 76" FRAME*
DIMENSIONS	84 X 76 IN.	84 X 76 IN.	101 X 74 IN.	91 X 45 IN.
WEIGHT	120 LB	76 LB	26 LB	18 LB
FINISH	POWDER COATED	POWDER COATED	POWDER COATED	POWDER COATED
STANDARDS	ANSI, CSA AND OSHA	ANSI, CSA AND OSHA	ANSI, CSA AND OSHA	ANSI, CSA AND OSHA
MODEL	**M-MST776US**	**M-MST776USNR**	**M-MST776USOR**	**M-MST776USIR**
UPC	**778300002221**	**778300002191**	**778300002214**	**778300002207**

* All trademarks and registered trademarks listed above are the property of their respective owners. *PRODUCTS ONLY AVAILABLE IN THE USA.

GET THE **METALTECH APP**

ACCESS LADDERS, HOIST POSTS & PULLEY

DESCRIPTION	48" ACCESS LADDER	81" ACCESS LADDER	STARTER BRACKET
DIMENSIONS	48 X 16 IN. (15 IN. C/C)	81 X 16 IN. (15 IN. C/C)	12 X 16.5 IN. (15 IN. C/C)
WEIGHT	11 LB (5 KG)	16.5 LB (7.5 KG)	7.1 LB (3.2 KG)
STANDARDS	ANSI, CSA AND OSHA	ANSI, CSA AND OSHA	ANSI, CSA AND OSHA
MODEL	**M-MFL4415**	**M-MFL7715**	**M-MFLBR**
UPC	**778300001903**	**778300001774**	**778300001781**

DESCRIPTION	GIN BLOCK PULLEY	HOIST POST	HOIST POST	HOIST POST & GIN BLOCK PULLEY KIT
LOAD CAPACITY	250 LB	250 LB	250 LB	250 LB
WEIGHT	14.4 LB	32.17 LB	43 LB	46.57 LB
FINISH	GALVANIZED	POWDER COATED	GALVANIZED	POWDER COATED
STANDARDS	ANSI, CSA AND OSHA	ANSI, CSA AND OSHA	ANSI, CSA AND OSHA	ANSI, CSA AND OSHA
MODEL	**M-MHP**	**M-MHA**	**M-MHAGV**	**M-MHAP**
UPC	**778300959204**	**778300959006**	**778300959105**	**778300959402**

WAGONS, RACK, NETTINGS & TARPS

DESCRIPTION	YELLOW FLATPROOF WHEEL
DIMENSIONS	16 IN.
LOAD CAPACITY	450 LB
WEIGHT	7 LB
MODEL	**M-MWC16FP**
UPC	**778300940318**

DESCRIPTION	RECYCLED WHEEL*
DIMENSIONS	26 IN.
LOAD CAPACITY	450 LB
WEIGHT	39 LB
MODEL	**M-MWC26**
UPC	**778300940417**

* The measurement can vary. For information purposes only.

WAGON						
DIMENSIONS (WITHOUT HANDLE)	WHEEL	CROSS BRACE	LOAD CAPACITY	WEIGHT	MODEL	UPC
101 X 90 X 57 IN.	16 IN.	4 X 7 FT	1,800 LB	146.5 LB	**M-MW716**	**778300005154**
107.75 X 90 X 60 IN.	16 IN.	4 X 10 FT	1,800 LB	150 LB	**M-MW1016**	**778300005161**
137 X 90 X 57 IN.	26 IN.	4 X 7 FT	1,800 LB	302 LB	**M-MW726**	**778300005178**
143.75 X 90 X 60 IN.	26 IN.	4 X 10 FT	1,800 LB	305.5 LB	**M-MW1026**	**778300005185**

STANDARDS: ANSI, CSA AND OSHA

DESCRIPTION	SCAFFOLDING RACK	LIFTING SLING
DIMENSIONS	63 X 47 X 9 IN.	48 X 5 X 9 IN.
COMPATIBLE	60" WIDE FRAME	M-MFRACK
CAPACITY	24 FRAMES	1,500 LB
WEIGHT	140 LB	21 LB
FINISH	GALVANIZED	ALUMINUM
MODELS	**M-MFRACKGV**	**M-MFRSLING**
UPC	**778300002016**	**778300007837**

DESCRIPTION	DEBRIS NETTING	DEBRIS NETTING	SCAFFOLD TARP	BUNGEE TIES	SCREW CONNECTORS
DIMENSIONS	10 X 164 FT	10 X 164 FT	13 FT X 100 FT X 10 MIL	11 IN.	1.25 IN. DIAM.
PACKAGE	66 X 11.5 IN.	66 X 11.5 IN.	78 X 9 IN.	N/A	N/A
MATERIAL	BLACK COLOR	GREEN COLOR	FLAME RETARDANT	N/A	N/A
WEIGHT	46.2 LB	46.2 LB	69 LB / 250 GSM	0.014 LB	0.01 LB
MODEL	**M-MDNET10BK**	**M-MDNET10GN**	**M-MTE13100**	**M-MBT11**	**M-MTESCREW**
UPC	**778300000623**	**778300000616**	**778300000586**	**778300000593**	**778300001347**

GET THE **METALTECH APP**

LIGHT DUTY FRAMES

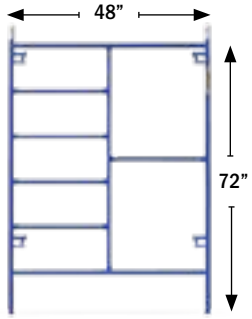

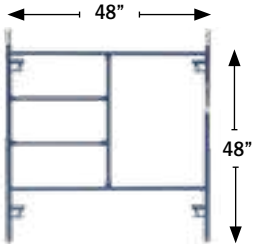

iNFO

Our light frames have different dimensions than the other categories of frames and they come with their own assembly components. The lock arms, leveling jacks, casters, coupling pins and spring locks are specifically designed to be used with the light frames only.

DIMENSIONS (H X W)	72” X 48”	48” X 48”
LOCK SPACING	48 IN.	36 IN.
WEIGHT	29.8 LB	21.8 LB
INTERIOR TUBES	OUTSIDE DIAMETER 1 IN.	OUTSIDE DIAMETER 1 IN.
PERIMETER TUBES	OUTSIDE DIAMETER 1.25 IN.	OUTSIDE DIAMETER 1.25 IN.
FINISH	POWDER COATED	POWDER COATED
COUPLING PIN	SPRING-LOCK	SPRING-LOCK
FRAME LOCK	GRAVITY-LOCK	GRAVITY-LOCK
STANDARDS	ANSI, CSA AND OSHA	ANSI AND OSHA
MODEL	**LD-LD7248-4MPS**	**LD-LD4848PS**
UPC	**778300814473**	**778300814442**

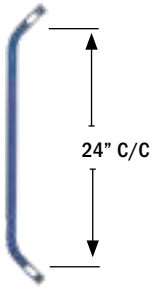

DESCRIPTION	LOCK ARM	GUARDRAIL POST WITH HALF CLAMP	CASTER (WITH 1” STEM)	GALVANIZED LEVELING JACK
DIMENSIONS	24 IN.	56.5 IN.	5 IN.	24 IN.
WEIGHT	1.5 LB	11 LB	3 LB	1 LB
ADJUSTABLE	N/A	N/A	N/A	UP TO 18 IN.*
LOAD CAPACITY	N/A	N/A	330 LB	N/A
COMPATIBLE	LIGHT FRAMES ONLY	LIGHT FRAMES ONLY	LIGHT FRAMES ONLY	LIGHT FRAMES ONLY
STANDARDS	ANSI, CSA AND OSHA	ANSI, CSA AND OSHA	ANSI, CSA AND OSHA	ANSI, CSA AND OSHA
MODEL	**LD-LDLA24**	**LD-LDGPCL**	**I-I1CAS5P**	**LD-LDBJP24**
UPC	**778300880249**	**N/A**	**778300211555**	**778300920129**

*Always use in conformity with local or national legislation which applies.





DESCRIPTION	COUPLING PIN & SPRING-LOCK	COUPLING PIN	SPRING-LOCK
DIMENSIONS	8.25 IN.	8 IN.	N/A
WEIGHT	0.45 LB	0.44 LB	0.05 LB
COMPATIBLE	LIGHT FRAMES ONLY	LIGHT FRAMES ONLY	LIGHT FRAMES ONLY
STANDARDS	ANSI, CSA AND OSHA	ANSI, CSA AND OSHA	ANSI, CSA AND OSHA
MODEL	**LD-LDCLS**	**LD-LDCL**	**LD-LDLS**
UPC	**778300001545**	**778300881345**	**778300883004**

SHORING POSTS

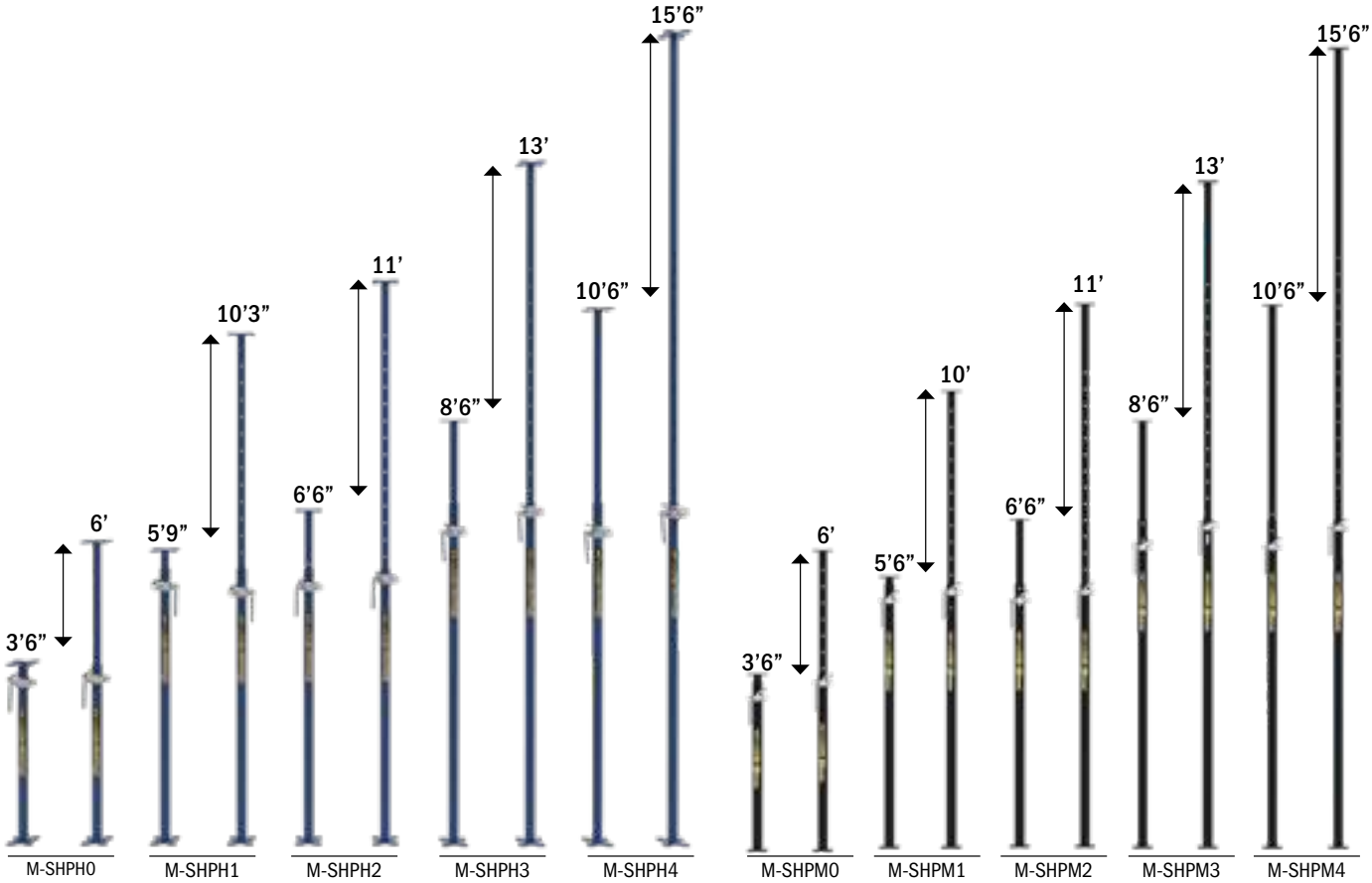

HEAVY DUTY SERIES

M SERIES

HEAVY DUTY ADJUSTABLE SHORING POST

DIMENSIONS		SAFE LOAD - SAFETY FACTOR 3:1				
CLOSED	EXTENDED	CLOSED	EXTENDED	WEIGHT	MODEL	UPC
3'6" (1.07 M)	6' (1.83 M)	14980 LB (66.6 kN)	9910 LB (44 kN)	28.2 LB	**M-SHPH0**	**778300003891**
5'9" (1.75 M)	10'3" (3.12 M)	14980 LB (66.6 kN)	5970 LB (26.5 kN)	40.3 LB	**M-SHPH1**	**778300003907**
6'6" (1.98 M)	11' (3.35 M)	13890 LB (61.7 kN)	5650 LB (25.1 kN)	42.5 LB	**M-SHPH2**	**778300003914**
8'6" (2.59 M)	13' (3.96 M)	10390 LB (46.2 kN)	4400 LB (19.5 kN)	48.5 LB	**M-SHPH3**	**778300003921**
10'6" (3.20 M)	15'6" (4.72 M)	8150 LB (36.2 kN)	3430 LB (15.2 kN)	58 LB	**M-SHPH4**	**778300003938**

Tested by a third party laboratory and conforms to standard : -CAN/CSA S269.2-16 & ANSI/SSFI SH300-2007.

M SERIES ADJUSTABLE SHORING POST*

DIMENSIONS		SAFE LOAD - SAFETY FACTOR 3:1				
CLOSED	EXTENDED	CLOSED	EXTENDED	WEIGHT	MODEL	UPC
3'6" (1.07 M)	6' (1.83 M)	8850 LB (39.3 kN)	8850 LB (39.3 kN)	16.5 LB	**M-SHPM0**	**778300005000**
5'6" (1.68 M)	10' (3.05 M)	8850 LB (39.3 kN)	4100 LB (18.2 kN)	25.8 LB	**M-SHPM1**	**778300004713**
6'6" (1.98 M)	11' (3.35 M)	8850 LB (39.3 kN)	2900 LB (12.8 kN)	26.8 LB	**M-SHPM2**	**778300004720**
8'6" (2.59 M)	13' (3.96 M)	5850 LB (26 kN)	2900 LB (12.8 kN)	31.6 LB	**M-SHPM3**	**778300003846**
10'6" (3.2 M)	15'6" (4.72 M)	4850 LB (21.5 kN)	1850 LB (8.2 kN)	38.1 LB	**M-SHPM4**	**778300004737**

Tested by a third party laboratory and conforms to standard : -CAN/CSA S269.2-16 & ANSI/SSFI SH300-2007.

PRODUCTS ONLY AVAILABLE IN THE USA.

***M-SHPM0, M-SHPM1, M-SHPM2** and **M-SHPM4**: direct 40' container order only (mixed load accepted).
M-SHPM3 : available in the South-East USA area or direct 20' container.

GET THE **METALTECH APP**

DEBRIS CHUTES

DESCRIPTION	30" TOP SECTION WELDED	30" STANDARD SECTION WELDED	30" DOOR SECTION WELDED
DIMENSIONS	Ø 30 X 48 IN.*	Ø 30 X 48 IN.*	Ø 30 X 48 IN.*
THICKNESS	3/16 IN.	3/16 IN.	3/16 IN.
WEIGHT	45 LB	39 LB	53 LB
INCLUDED	CHAIN, DOOR SLIDE, SAFETY BOARD	CHAIN	CHAIN, DOOR SLIDE, DOOR FLAP, SAFETY BOARD
MATERIAL	HMWPE (High molecular weight polyethylene)	HMWPE (High molecular weight polyethylene)	HMWPE (High molecular weight polyethylene)
STANDARDS	OSHA 1926.852 AND CSTC 3.2.2 CHAPTER S2.1, R.4	OSHA 1926.852 AND CSTC 3.2.2 CHAPTER S2.1, R.4	OSHA 1926.852 AND CSTC 3.2.2 CHAPTER S2.1, R.4
MODEL	**TC-TWE30**	**TC-SWE30**	**TC-DWE30**

* Different chute diameters are available, contact our customer service.

iNFO Bolted debris chute sections are delivered flat.

DESCRIPTION	30" TOP SECTION BOLTED	30" STANDARD SECTION BOLTED	30" DOOR SECTION BOLTED
DIMENSIONS	Ø 30 X 48 IN.*	Ø 30 X 48 IN.*	Ø 30 X 48 IN.*
THICKNESS	3/16 IN.	3/16 IN.	3/16 IN.
WEIGHT	47 LB	41 LB	56 LB
INCLUDED	CHAIN, DOOR SLIDE, SAFETY BOARD	CHAIN, BUNGEE TIES	CHAIN, DOOR SLIDE, DOOR FLAP, SAFETY BOARD, BUNGEE TIES
MATERIAL	HMWPE (High molecular weight polyethylene)	HMWPE (High molecular weight polyethylene)	HMWPE (High molecular weight polyethylene)
STANDARDS	OSHA 1926.852 AND CSTC 3.2.2 CHAPTER S2.1, R.4	OSHA 1926.852 AND CSTC 3.2.2 CHAPTER S2.1, R.4	OSHA 1926.852 AND CSTC 3.2.2 CHAPTER S2.1, R.4
MODEL	**TC-TB030K**	**TC-SB030K**	**TC-DB030K**

* Different chute diameters are available, contact our customer service.

NEW

CUSTOMIZE IT WITH YOUR COMPANY LOGO!*

*Sold with a minimum order.
Ask our customer service.

DESCRIPTION	CHUTES HANGING SYSTEM	ENTRY BLOCKER FOR DEBRIS CHUTES - TOP SECTION	ENTRY BLOCKER FOR DEBRIS CHUTES - DOOR SECTION
DIMENSIONS (W X D X H)	27.75 TO 45.75 X 44 X 53.5 IN.	13.75 X 3.75 X 41 IN.	32.5 X 15.75 X 24.25 IN.
COMPATIBLE WITH	DEBRIS CHUTE 18 TO 36 IN. DIAM	DEBRIS CHUTE 30 IN. DIAM.	DEBRIS CHUTE 30 IN. DIAM.
LOAD CAPACITY	375 LB	N/D	N/A
WEIGHT	104.8 LB	9.9 LB	5.2 LB
MODEL	**TC-RS**	**TC-TEB30**	**TC-DEB30**

DESCRIPTION	SAFETY BOARD AND WIRE	DOOR SLIDE	DOOR FLAP
DIMENSIONS	8 X 12 IN.	29 X 22.5 IN.	30 X 37.5 IN.
COMPATIBLE WITH	DEBRIS CHUTE 18 TO 36 IN. DIAM.	DEBRIS CHUTE 30 IN. DIAM.	DEBRIS CHUTE 30 IN. DIAM.
WEIGHT	1 LB	6.2 LB	7.2 LB
MODEL	**TC-SHWBASSY**	**TC-DSS30**	**TC-DFS30**

DESCRIPTION	CHAIN ASSEMBLY	BUNGEE TIES	GALVANIZED LINER
DIMENSIONS	37.5 IN.	41.5 IN.	48 X 30 IN.
COMPATIBLE WITH	DEBRIS CHUTE 18 TO 36 IN. DIAM.	DEBRIS CHUTE 18 TO 36 IN. DIAM	DEBRIS CHUTE 30 IN. DIAM.
WEIGHT	3.5 LB	0.05 LB	42.6 LB
MODEL	**TC-AHCASSY**	**TC-TB37**	**TC-SL30**

GET THE **METALTECH APP**

BUILT TOUGH FOR SAFETY METALTECH®

BRACKETS, BEAMS & POST DRIVER

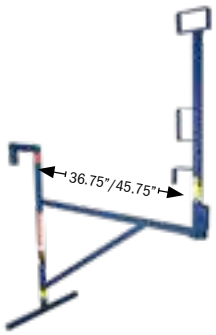



DESCRIPTION	WALL BRACKET	WALL BRACKET	ROOF BRACKET (FIXED)
DIMENSIONS	50.25 X 79 X 27.5 IN.	50.25 X 79 X 27.5 IN.	9.25 X 1.5 X 18.25 IN.
LOAD CAPACITY	1,000 LB	1,000 LB	290 LB
ADJUSTABLE	36.75 OR 45.75 IN.	36.75 OR 45.75 IN.	N/A
WEIGHT	67 LB	71 LB	2.5 LB
FINISH	POWDER COATED	GALVANIZED	POWDER COATED
STANDARDS	OSHA, ANSI, CWB AND CSA	OSHA, ANSI, CWB AND CSA	ANSI, CSA AND OSHA
MODEL	**M-MWB42**	**M-MWB42GV**	**M-MRBF**
UPC	**778300940516**	**778300940523**	**778300890057**

TUFSTUD™ (GALVANIZED STEEL)*		
DIMENSIONS	WEIGHT	MODEL
360 X 23 CM (12 FT X 9 IN.)	162 LB	**M-TUF9144GV**
180 X 23 CM (6 FT X 9 IN.)	94 LB	**M-TUF9072GV**
90 X 23 CM (3 FT X 9 IN.)	55 LB	**M-TUF9036GV**
45 X 23 CM (1.5 FT X 9 IN.)	36 LB	**M-TUF9018GV**
FASTBOLT FOR TUFSTUD™		
0.75 X 1.5 IN.	N/A	**M-FASTBOLT1.5**
0.75 X 2 IN.	N/A	**M-FASTBOLT2**
FASTNUT FOR TUFSTUD™		
¾-6 ACME	N/A	**M-FASTNUT**

ALUMINUM BEAM					
DIMENSIONS	WEIGHT	MODEL	DIMENSIONS	WEIGHT	MODEL
4 FT X 6.5 IN.	15 LB	**M-PA4B**	16 FT X 6.5 IN.	60 LB	**M-PA16B**
5 FT X 6.5 IN.	19 LB	**M-PA5B**	18 FT X 6.5 IN.	68 LB	**M-PA18B**
6 FT X 6.5 IN.	23 LB	**M-PA6B**	20 FT X 6.5 IN.	73 LB	**M-PA20B**
8 FT X 6.5 IN.	30 LB	**M-PA8B**	21 FT X 6.5 IN.	79 LB	**M-PA21B**
10 FT X 6.5 IN.	38 LB	**M-PA10B**	24 FT X 6.5 IN.	90 LB	**M-PA24B**
12 FT X 6.5 IN.	45 LB	**M-PA12B**	28 FT X 6.5 IN.	105 LB	**M-PA28B**
14 FT X 6.5 IN.	53 LB	**M-PA14B**	32 FT X 6.5 IN.	122 LB	**M-PA32B**

*Imperial unit for approximate reference

DESCRIPTION	POST DRIVER
DIMENSIONS	24.75 X 12.5 IN. (Ø 3 IN.)
WEIGHT	17.6 LB
FINISH	POWDER COATED
MODEL	**C-MART**
UPC	**778300976270**

REINFORCING BARS, ACCESSORY & WIRE MESH



STEEL REINFORCING BAR

DIMENSIONS	WEIGHT	MODEL	UPC
Ø 5/16 IN. X 3 FT	0.8 LB	**A-BA5/1636**	**778300990306**
Ø 5/16 IN. X 4 FT	1.1 LB	**A-BA5/1648**	**778300990405**
Ø 5/16 IN. X 6 FT	1.6 LB	**A-BA5/1672**	**778300990603**
Ø 5/16 IN. X 8 FT	2.1 LB	**A-BA5/1696**	**778300990801**
Ø 7/16 IN. X 3 FT	1.5 LB	**A-BA7/1636**	**778300990320**
Ø 7/16 IN. X 4 FT	2.1 LB	**A-BA7/1648**	**778300990429**
Ø 7/16 IN. X 6 FT	3.1 LB	**A-BA7/1672**	**778300990627**
Ø 7/16 IN. X 8 FT	4.1 LB	**A-BA7/1696**	**778300990825**
Ø 5/8 IN. X 3 FT	3.1 LB	**A-BA5/836**	**778300990337**
Ø 5/8 IN. X 4 FT	4.2 LB	**A-BA5/848**	**778300990436**
Ø 5/8 IN. X 6 FT	6.3 LB	**A-BA5/872**	**778300990634**
Ø 5/8 IN. X 8 FT	8.3 LB	**A-BA5/896**	**778300990832**

EPOXY-COATED REINFORCING BAR

DIMENSIONS	WEIGHT	MODEL	UPC
Ø 3/8 IN. X 1 FT	0.4 LB	**A-BAE3/812GN**	**778300006205**
Ø 3/8 IN. X 2 FT	0.8 LB	**A-BAE3/824GN**	**778300006212**
Ø 3/8 IN. X 3 FT	1.3 LB	**A-BAE3/836GN**	**778300006229**
Ø 3/8 IN. X 4 FT	1.7 LB	**A-BAE3/848GN**	**778300006236**
Ø 3/8 IN. X 6 FT	2.5 LB	**A-BAE3/872GN**	**778300006397**
Ø 3/8 IN. X 8 FT	3.4 LB	**A-BAE3/896GN**	**778300006403**

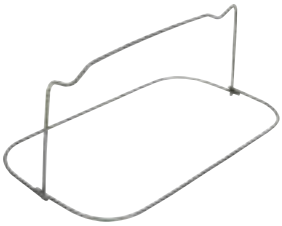

DESCRIPTION	WIRE LOOP REBAR TIES	STEEL REBAR CHAIR	STEEL WIRE FOR REBAR	TIE WIRE TWISTER
DIMENSIONS	6 IN. C/C	8.25 X 4.25 X 3.25 IN.	390 FT	3.25 X 7.25 IN.
PACKAGE	BAG OF 100	N/A	N/A	N/A
GAUGE	18	N/A	16.5	N/A
WEIGHT	0.01 LB	0.1 LB	3.5 LB	0.2 LB
MODEL	**A-LTIE**	**A-SCH**	**A-WIRE**	**A-TWT**
UPC	**778300005970**	**778300005949**	**778300005932**	**778300005963**



DESCRIPTION	PLASTIC REBAR CHAIRS	HORIZONTAL REBAR SAFETY CAP
DIMENSIONS	4 X 2.5 IN.	2.25 X 2 IN.
PACKAGE	BAG OF 50	N/A
WEIGHT	0.05 LB	0.04 LB
MODEL	**A-PCH**	**A-HCAP**
UPC	**778300005956**	**778300006199**

DESCRIPTION	WIRE MESH
DIMENSIONS	4 X 8 FT
MESH OPENING	6 X 6 IN.
GAUGE	9/9
WEIGHT	7.9 LB
FINISH	PRE-GALVANIZED
MODEL	**A-T6X69/94896**
UPC	**778300989485**

GET THE **METALTECH APP**

PUMP JACK AND ULTRA-JACK®

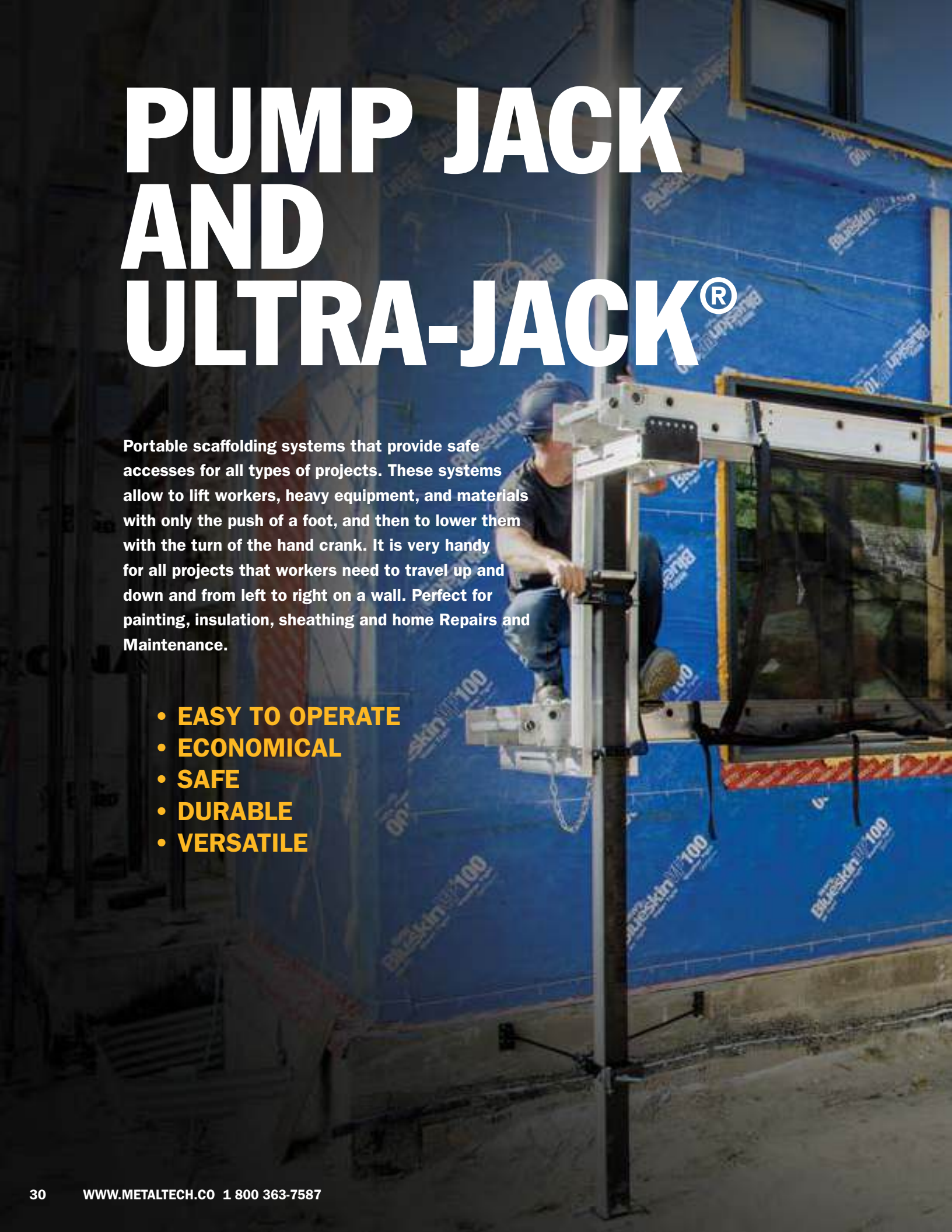

Portable scaffolding systems that provide safe accesses for all types of projects. These systems allow to lift workers, heavy equipment, and materials with only the push of a foot, and then to lower them with the turn of the hand crank. It is very handy for all projects that workers need to travel up and down and from left to right on a wall. Perfect for painting, insulation, sheathing and home Repairs and Maintenance.

- **EASY TO OPERATE**
- **ECONOMICAL**
- **SAFE**
- **DURABLE**
- **VERSATILE**

BUILT TOUGH FOR SAFETY
METALTECH®

ULTRA-JACK®

DESCRIPTION	ALUMINUM ULTRA-JACK®	ULTRA-JACK® WORKBENCH	ULTRA-JACK® POLE ANCHOR	ULTRA-JACK® ANTI-SLIP POLE BASE
ASSEMBLED DIMENSIONS (W X D X H)	25.5 X 13 X 25.25 IN. (64.8 X 33 X 64.1 CM)	17.5 X 7.75 X 20.75 IN. (44.1 X 19.7 X 52.7 CM)	8 X 8 X 11 IN. (20.3 X 20.3 X 28 CM)	4 X 4 X 3 IN. (10.2 X 10.2 X 7.6 CM)
PACKAGE DIMENSIONS (W X D X H)	21.75 X 9 X 26 IN. (55.3 X 22.9 X 66 CM)	18.5 X 20 X 9 IN. (47 X 50.8 X 22.9 CM)	11.75 X 8.25 X 8.75 IN. (29.9 X 21 X 22.2 CM	4.75 X 6.25 X 4.5 IN. (12.1 X 15.8 X 11.4 CM)
LOAD CAPACITY	500 LB (227 KG) OR TWO PERSONS BETWEEN TWO POLES.	N/A	N/A	N/A
ADJUSTABLE	ADJUSTS TO PLATFORMS FROM 15 IN. (38 CM) TO 22 IN. (56 CM) WIDE	ADJUSTS TO PLATFORMS FROM 14 IN. (36 CM) TO 23 IN. (58 CM) WIDE	N/A	N/A
WEIGHT	30.2 LB (13.7 KG)	14.8 LB (6.7 KG)	5.1 LB (2.3 KG)	0.71 LB (0.32 KG)
MATERIAL	ALUMINUM	ALUMINUM	STEEL, ALUMINUM	ALUMINUM, RUBBER
COMPATIBLE WITH	QUAL-CRAFT®, METALTECH	QUAL-CRAFT®, METALTECH	QUAL-CRAFT®, METALTECH	QUAL-CRAFT®, METALTECH
STANDARDS	OSHA (1926.451 & 1926.452(J)), ANSI (10.8-2019)	OSHA (1926.451 & 1926.452(J)), ANSI (10.8-2019)	OSHA (1926.451 & 1926.452(J)), ANSI (10.8-2019)	OSHA (1926.451 & 1926.452(J)), ANSI (10.8-2019)
MODEL	**PJ-PJAL**	**PJ-WBAL**	**PJ-PAAL**	**PJ-PBAL**
UPC	**778300006670**	**778300006755**	**778300006731**	**778300006748**

1 2 3

DESCRIPTION	ULTRA-JACK® BRACE	SAFETY NET FOR PUMP JACK / ULTRA-JACK® SYSTEMS
ASSEMBLED DIMENSIONS (W X D X H)	40.25 X 39 X 4 IN. (102.2 X 99.1 X 10.1 CM)	21 FT 10 IN. X 48 IN. (6.65 M X 122 CM)
PACKAGE DIMENSIONS (W X D X H)	7 X 54 X 2.75 IN. (17.8 X 137.2 X 7 CM)	14.5 X 24.5 X 4.75 IN. (36.8 X 62.2 X 12.1 CM)
ADJUSTABLE	ENDS SWIVEL TO ADJUST TO ROOF OR WALL ANGLES	N/A
WEIGHT	8.6 LB (3.9 KG)	7.1 LB (3.2 KG)
MATERIAL	STEEL	HIGH-DENSITY POLYETHYLENE
COMPATIBLE WITH	QUAL-CRAFT®, METALTECH	QUAL-CRAFT®, METALTECH
STANDARDS	OSHA (1926.451 & 1926.452(J)), ANSI (10.8-2019)	OSHA (1926.451 & 1926.452(J)), ANSI (10.8-2019)
MODEL	**PJ-BAL**	**PJ-SNBK**
UPC	**778300006687**	**778300006809**

ULTRA-JACK® POLE CONNECTOR

	DIMENSIONS	WEIGHT	MODEL	UPC
1	6 FT (1.83 M)	11 LB (5 KG)	**PJ-C06**	**778300006724**

ULTRA-JACK® ALUMINUM POLE

	DIMENSIONS	WEIGHT	MODEL	UPC
2	6 FT (1.83 M)	15.7 LB (7.1 KG)	**PJ-P06**	**778300006694**
	12 FT (3.66 M)	31.3 LB (14.2 KG)	**PJ-P12**	**778300006700**
	24 FT (7.32 M)	62.3 LB (28.3 KG)	**PJ-P24**	**778300006717**

ULTRA-JACK® PRO ALUMINUM POLE

	DIMENSIONS	WEIGHT	MODEL	UPC
3	6 FT (1.83 M)	16.3 LB (7.4 KG)	**PJ-PP06**	**778300006762**
	12 FT (3.66 M)	32.8 LB (14.9 KG)	**PJ-PP12**	**778300006779**
	18 FT (5.49 M)	49.2 LB (22.3 KG)	**PJ-PP18**	**778300006786**
	24 FT (7.32 M)	65.7 LB (29.8 KG)	**PJ-PP24**	**778300006793**

STANDARDS: OSHA (1926.451 & 1926.452(J)), ANSI (10.8-2019)

PUMP JACK

DESCRIPTION	STEEL PUMP JACK	PUMP JACK WORKBENCH
ASSEMBLED DIMENSIONS (W X D X H)	30.25 X 5.75 X 24.75 IN. (76.8 X 14.6 X 62.9 CM)	27.75 X 5.5 X 25.5 IN. (70.5 X 14 X 64.8 CM)
PACKAGE DIMENSIONS (W X D X H)	20.25 X 26 X 6.25 IN. (51.4 X 66 X 15.9 CM)	26.5 X 7.75 X 6.75 IN. (67.3 X 19.7 X 17.2 CM)
LOAD CAPACITY	500 LB (227 KG) OR TWO PERSONS BETWEEN TWO POLES.	N/A
ADJUSTABLE	COMPATIBLE WITH PLATFORMS UP TO 24 IN. (61 CM) WIDE	COMPATIBLE WITH PLATFORMS UP TO 21 IN. (53 CM) WIDE
WEIGHT	20.1 LB (9.1 KG)	10.8 LB (4.9 KG)
MATERIAL	STEEL	STEEL
COMPATIBLE WITH	QUAL-CRAFT®, METALTECH	QUAL-CRAFT®, METALTECH
STANDARDS	OSHA (1926.451 & 1926.452(J)), ANSI (10.8-2019)	OSHA (1926.451 & 1926.452(J)), ANSI (10.8-2019)
MODEL	**PJ-PJST**	**PJ-WBST**
UPC	**778300005918**	**778300006663**

DESCRIPTION	PUMP JACK POLE ANCHOR	PUMP JACK BRACE	SAFETY NET FOR PUMP JACK / ULTRA-JACK® SYSTEMS
ASSEMBLED DIMENSIONS (W X D X H)	8 X 8 X 11 IN. (20.3 X 20.3 X 28 CM)	37.25 X 34 X 4 IN. (94.6 X 86.4 X 10.2 CM)	21 FT 10 IN. X 48 IN. (6.65 M X 48 CM)
PACKAGE DIMENSIONS (W X D X H)	11.75 X 8.25 X 8.75 IN. (29.9 X 21 X 22.2 CM)	7.25 X 46.5 X 1.75 IN. (18.4 X 118.1 X 4.5 CM)	14.5 X 24.5 X 4.75 IN. (36.8 X 62.2 X 12.1 CM)
ADJUSTABLE	N/A	ENDS SWIVEL TO ADJUST TO ROOF OR WALL ANGLES	N/A
WEIGHT	4.2 LB (1.9 KG)	5.3 LB (2.4 KG)	7.1 LB (3.2 KG)
MATERIAL	STEEL	STEEL	HIGH-DENSITY POLYETHYLENE
COMPATIBLE WITH	QUAL-CRAFT®, METALTECH	QUAL-CRAFT®, METALTECH	QUAL-CRAFT®, METALTECH
STANDARDS	OSHA (1926.451 & 1926.452(J)), ANSI (10.8-2019)	OSHA (1926.451 & 1926.452(J)), ANSI (10.8-2019)	OSHA (1926.451 & 1926.452(J)), ANSI (10.8-2019)
MODEL	**PJ-PAST**	**PJ-BST**	**PJ-SNBK**
UPC	**778300006656**	**778300006649**	**778300006809**

GET THE **METALTECH APP**

STAGES & GUARDRAIL SYSTEMS

iNFO

NON-NESTABLE

NESTABLE

ONE-PERSON SCAFFOLDING STAGE					
DIMENSIONS (D X W X H)	WEIGHT	LOAD CAPACITY	NESTABLE	MODEL	UPC
12 IN. X 12 FT X 4 IN.	39.4 LB (17.8 KG)	250 LB (113 KG)	–	M-SPA11212	778300008247
12 IN. X 16 FT X 4 IN.	51.5 LB (23.4 KG)	250 LB (113 KG)	–	M-SPA11216	778300008254
12 IN. X 20 FT X 5 IN.	69.2 LB (31.4 KG)	250 LB (113 KG)	–	M-SPA11220	778300008261
12 IN. X 24 FT X 5 IN.	82.9 LB (37.6 KG)	250 LB (113 KG)	–	M-SPA11224	778300008278
TWO-PERSON SCAFFOLDING STAGE					
12 IN. X 12 FT X 4 IN.	39.4 LB (17.87 KG)	500 LB (227 KG)	–	M-SPA21212	778300009077
12 IN. X 16 FT X 5 IN.	55.42 LB (25.14 KG)	500 LB (227 KG)	–	M-SPA21216	778300009084
12 IN. X 20 FT X 6 IN.	72.73 LB (32.99 KG)	500 LB (227 KG)	–	M-SPA21220	778300009091
12 IN. X 24 FT X 6 IN.	86.75 LB (39.35 KG)	500 LB (227 KG)	–	M-SPA21224	778300009107
14 IN. X 12 FT X 4 IN.	40.3 LB (18.3 KG)	500 LB (227 KG)	–	M-SPA21412	778300008285
14 IN. X 16 FT X 5 IN.	57.1 LB (26 KG)	500 LB (227 KG)	–	M-SPA21416	778300008292
14 IN. X 20 FT X 6 IN.	78.6 LB (35.7 KG)	500 LB (227 KG)	YES	M-SPA21420	778300008308
14 IN. X 24 FT X 6 IN.	93.7 LB (42.5 KG	500 LB (227 KG)	YES	M-SPA21424	778300008315
20 IN. X 12 FT X 4 IN.	48.2 LB (21.9 KG)	500 LB (227 KG)	–	M-SPA22012	778300008322
20 IN. X 16 FT X 5 IN.	67.5 LB (30.6 KG)	500 LB (227 KG)	–	M-SPA22016	778300008339
20 IN. X 20 FT X 6 IN.	93.1 LB (42.2 KG)	500 LB (227 KG)	YES	M-SPA22020	778300008346
20 IN. X 24 FT X 6 IN.	111 LB (50.3 KG)	500 LB (227 KG)	YES	M-SPA22024	778300008353
24 IN. X 12 FT X 4 IN.	55.3 LB (25.1 KG)	500 LB (227 KG)	–	M-SPA22412	778300008360
24 IN. X 16 FT X 5 IN.	76.9 LB (34.9 KG)	500 LB (227 KG)	–	M-SPA22416	778300008377
24 IN. X 20 FT X 6 IN.	105.7 LB (48 KG)	500 LB (227 KG)	YES	M-SPA22420	778300008384
24 IN. X 24 FT X 6 IN.	126.7 LB (57.5 KG)	500 LB (227 KG)	YES	M-SPA22424	778300008391
28 IN. X 32 FT X 6 IN.	194.2 LB (88.09 KG)	500 LB (227 KG)	YES	M-SPA22832	778300009114

DESCRIPTION	SET OF 2 GUARDRAIL POSTS	WIDE END GUARDRAIL WITH TOEBOARD ASSEMBLY	NARROW END GUARDRAIL WITH TOEBOARD ASSEMBLY
WEIGHT	9.8 KG (4.5 LB)	7 LB (3.2 LB)	4.6 LB (2.1 LB)
MODEL	M-SGASP2	M-SGAEW	M-SGAEN
UPC	778300008216	778300008186	778300008179

ALUMINIUM RAILING				ALUMINIUM TOEBOARD			
DIMENSIONS	WEIGHT	MODEL	UPC	DIMENSIONS	WEIGHT	MODEL	UPC
9 FT (2.7 M)	5.6 LB (2.5 LB)	M-SGAR09	778300008193	9 FT (2.7 M)	4.4 LB (2 LB)	M-SGAT09	778300008223
13 FT (4 M)	8.1 LB (3.7 LB)	M-SGAR13	778300008209	13 FT (4 M)	6.3 LB (2.9 LB)	M-SGAT13	778300008230

HOW TO DETERMINE THE COMPONENTS OF A GUARDRAIL SYSTEM

The following charts show all the components to assemble a single-sided, two-sided, three-sided and four-sided guardrail system.

1 SIDE

LENGTH	WIDTH	M-SGASP2	M-SGAR09	M-SGAR13	M-SGAT09	M-SGAT13
		SET OF 2 GUARDRAIL POSTS	RAILING 9'	RAILING 13'	TOEBOARD 9'	TOEBOARD 13'
12 FT	12 TO 24 IN.	2	–	2	–	1
16 FT	12 TO 24 IN.	2	4	0	2	–
20 FT	12 TO 24 IN.	2	6	0	3	–
24 FT	12 TO 24 IN.	2	6	0	3	–

2 SIDES

LENGTH	WIDTH	M-SGASP2	M-SGAR09	M-SGAR13	M-SGAT09	M-SGAT13
		SET OF 2 GUARDRAIL POSTS	RAILING 9'	RAILING 13'	TOEBOARD 9'	TOEBOARD 13'
12 FT	12 TO 24 IN.	3	–	4	0	2
16 FT	12 TO 24 IN.	3	8	–	4	–
20 FT	12 TO 24 IN.	4	12	–	6	–
24 FT	12 TO 24 IN.	4	12	–	6	–

3 SIDES

LENGTH	WIDTH	M-SGAEN	M-SGAEW	M-SGASP2	M-SGAR09	M-SGAR13	M-SGAT09	M-SGAT13
		NARROW GUARDRAIL	WIDE GUARDRAIL	SET OF 2 GUARDRAIL POSTS	RAILING 9'	RAILING 13'	TOEBOARD 9'	TOEBOARD 13'
12 FT	12 IN.	2	–	3	–	2	–	1
	14 IN.							
	20 IN.	–	2					
	24 IN.							
16 FT	12 IN.	2	–	3	4	–	2	–
	14 IN.							
	20 IN.	0	2					
	24 IN.							
20 FT	12 IN.	2	–	3	6	–	3	–
	14 IN.							
	20 IN.	0	2					
	24 IN.							
24 FT	12 IN.	2	–	3	6	–	3	–
	14 IN.							
	20 IN.	–	2					
	24 IN.							

4 SIDES

LENGTH	WIDTH	M-SGAEN	M-SGAEW	M-SGASP2	M-SGAR09	M-SGAR13	M-SGAT09	M-SGAT13
		NARROW GUARDRAIL	WIDE GUARDRAIL	SET OF 2 GUARDRAIL POSTS	RAILING 9'	RAILING 13'	TOEBOARD 9'	TOEBOARD 13'
12 FT	12 IN.	2	–	4	–	4	0	2
	14 IN.							
	20 IN.	–	2					
	24 IN.							
16 FT	12 IN.	2	–	4	8	–	4	–
	14 IN.							
	20 IN.	–	2					
	24 IN.							
20 FT	12 IN.	2	–	5	12	–	6	–
	14 IN.							
	20 IN.	–	2					
	24 IN.							
24 FT	12 IN.	2	–	5	12	–	6	–
	14 IN.							
	20 IN.	–	2					
	24 IN.							

GET THE **METALTECH APP**

TELESCOPIC STAIRS

SMARTSTAIRS™

Smartstairs™ is a revolutionary aluminum temporary construction stair system. Telescopic, modular and reusable, it can be adjusted to different floor heights. This safe, ready-to-assemble system is designed for quick and easy assembly and disassembly without the risk of damaging surrounding structures. Smartstairs™ is ideal for use in industrial, commercial, and residential construction sites. The stairs can also be used for accessing jobsite trailers, containers and exterior application with sloped terrain. Smartstairs™ facilitates the workflow of all jobsite trades.

- **ALUMINUM**
- **TELESCOPIC**
- **REUSABLE**
- **MODULAR**
- **NON-SLIP STAIRS**

SMARTSTAIRS™

BUILT TOUGH FOR SAFETY

METALTECH®

TELESCOPIC STAIRS

SMARTSTAIRS™

STANDARDS

OSHA
COHSR*



DESCRIPTION	3 TO 5 STEPS KIT	6 TO 10 STEPS KIT	11 TO 16 STEPS KIT	17 TO 21 STEPS KIT
MINIMUM STEPS HEIGHT	22.5 IN. (57.2 CM)	45 IN. (114.3 CM)	82.5 IN. (216 CM)	127.5 IN. (323.9 CM)
MAXIMUM STEPS HEIGHT	37.5 IN. (95.3 CM)	75 IN. (190.5 CM)	120 IN. (304.8 CM)	157.5 IN. (400.1 CM)
WEIGHT	132.4 LB (60.1 KG)	222.5 LB (100.9 KG)	344.3 LB (156.2 KG)	443.2 LB (201 KG)
MODEL	**AL-SSEH5**	**AL-SSEH10**	**AL-SSEH16**	**AL-SSEH21**
UPC	**778300001576**	**778300003037**	**778300003044**	**778300003051**

INCLUDED IN KIT		INCLUDED IN KIT		INCLUDED IN KIT		INCLUDED IN KIT	
QTY.		QTY.		QTY.		QTY.	
5	ANTI-SLIP STEPS	10	ANTI-SLIP STEPS	16	ANTI-SLIP STEPS	21	ANTI-SLIP STEPS
2	ADJUSTABLE HIGH STRINGERS (AL-SSLH5)	2	ADJUSTABLE HIGH STRINGERS (AL-SSLH10)	2	ADJUSTABLE HIGH STRINGERS (AL-SSLH16)	2	ADJUSTABLE HIGH STRINGERS (AL-SSLH21)

DESCRIPTION	DOUBLE RAILING KIT	DOUBLE "L" RAILING KIT	CORNER RAILING KIT
WEIGHT	54.7 LB (24.8 KG)	41.8 LB (19 KG)	32.5 LB (14.7 KG)
INCLUDED IN KIT	2 EXTENSION, 1 DOUBLE "A"	1 EXTENSION, 1 DOUBLE "A"	1 EXTENSION, 1 SIMPLE "A"
MODEL	**AL-SSGU**	**AL-SSGLD**	**AL-SSGL**
UPC	**778300006991**	**778300007400**	**778300007004**

ALUMINUM RAILING

	DESCRIPTION	WEIGHT	MODEL	UPC
1	SIMPLE "P"	15.9 LB (7.2 KG)	**AL-SSGP**	**778300007011**
2	SIMPLE "A"	19.7 LB (8.9 KG)	**AL-SSGA**	**778300007295**
3	DOUBLE "A"	29 LB (13.2 KG)	**AL-SSGAD**	**778300007301**
4	EXTENSION	12.6 LB (5.7 KG)	**AL-SSGE**	**778300007318**

*Also respect more specific provincial OHS acts and regulations for temporary stairs on construction sites.

ALUMINUM ADJUSTABLE LOW STRINGER			
DESCRIPTION	WEIGHT	MODEL	UPC
3 TO 5 STEPS	29.7 LB (13.5 KG)	**AL-SSLB5**	**778300006915**
6 TO 10 STEPS	51.1 LB (23.2 KG)	**AL-SSLB10**	**778300006922**
11 TO 16 STEPS	78.2 LB (35.5 KG)	**AL-SSLB16**	**778300006939**

ALUMINUM ADJUSTABLE HIGH STRINGER			
DESCRIPTION	WEIGHT	MODEL	UPC
3 TO 5 STEPS	53 LB (24 KG)	**AL-SSLH5**	**778300006946**
6 TO 10 STEPS	84.8 LB (38.4 KG)	**AL-SSLH10**	**778300006953**
11 TO 16 STEPS	129.8 LB (58.9 KG)	**AL-SSLH16**	**778300006960**
17 TO 21 STEPS	166 LB (75.3 KG)	**AL-SSLH21**	**778300006977**

SET OF 4 ALUMINUM ADJUSTABLE SUPPORT LEGS			
DESCRIPTION	WEIGHT	MODEL	UPC
3 TO 5 STEPS	26.1 LB (11.8 KG)	**AL-SSPA5K4**	**778300007028**
6 TO 10 STEPS	49.1 LB (22.3 KG)	**AL-SSPA10K4**	**778300007035**
11 TO 16 STEPS	83.2 LB (37.7 KG)	**AL-SSPA16K4**	**778300007042**

DESCRIPTION	ALUMINUM ANTI-SLIP STEP
DIMENSIONS (W X D X H)	33.5 X 9.5 X 5.5 IN. (85.1 X 24.1 X 14 CM)
LOAD CAPACITY	100 LB/FT² (4.8 KN/M²)
WEIGHT	5.3 LB (2.4 KG)
MODEL	**AL-SSM29**
UPC	**778300007059**

DESCRIPTION	ALUMINUM CROSSOVER KIT	ALUMINUM SIMPLE LANDING KIT	ALUMINUM DOUBLE LANDING KIT
DIMENSIONS (W X D X H)	43.75 X 39.75 X 60.75 IN. (111.1 X 101 X 154.3 CM)	39.25 X 43.75 X 23.25 IN. (99.7 X 111.1 X 59.1 CM)	72.25 X 39.25 X 23.25 IN. (183.5 X 99.7 X 59.1 CM)
LOAD CAPACITY	100 LB/FT² (4.8 KN/M²)	100 LB/FT² (4.8 KN/M²)	100 LB/FT² (4.8 KN/M²)
WEIGHT	121.5 LB (55.1 KG)	84.7 LB (38.4 KG)	110.9 LB (50.3 KG)
MODEL	**AL-SSCOK**	**AL-SSPSK**	**AL-SSPDK**
UPC	**778300007417**	**778300007103**	**778300007110**

DESCRIPTION	ALUMINUM CROSS BRACE FOR SIMPLE LANDING	ALUMINUM CROSS BRACE FOR DOUBLE LANDING	ALUMINUM COUPLING PIN
DIMENSIONS	33.75 X 54 IN. (85.7 X 137.2 CM)	70.5 X 54 IN. (179.1 X 137.2 CM)	2 X 3.5 X 8 IN. (5.1 X 8.9 X 20.3 CM)
WEIGHT	4.5 LB (2 KG)	6.4 LB (2.9 KG)	1.3 LB (0.6 KG)
MODEL	**AL-SSCS**	**AL-SSCD**	**AL-SSGF**
UPC	**778300007080**	**778300007097**	**778300007332**

GET THE **METALTECH APP**

MOBILE SCAFFOLDING JOBSITE SERIES™

Discover Metaltech's fresh, new product and packaging design with our innovative mobile scaffold work platform offering. Innovative safety rail, foldaway tool shelf, locking mechanisms are only a few of the features included in this category. These quick and easy to assemble work platforms offer consumers and contractors affordability, safety and ease of use, all in easy to merchandise packages.

- **SAFETY RAILS**
- **FOLDAWAY TOOL SHELF**
- **GREAT PACKAGING**

METALTECH
BUILT TOUGH FOR SAFETY
METALTECH®

JOBSITE SERIES™ 6’ BAKER

JOBSITE SERIES™

iNFO

MULTI PURPOSE
Suitable and safe for all types of interior work. Each end can adjust separately to be used on both level surfaces and stairways.

QUICK AND EASY HEIGHT ADJUSTMENT
Platform height adjusts at 2” (5 cm) increments from 27” to 73” (68.6 to 185 cm). Double prong spring-loaded locking mechanism.

STACKABLE UP TO 18’ (5.5 M)
Easily stackable up to three units high in order to reach a range of 24’ (7.4 m).

NEW
CLIMB-N-GO®
MOTORIZED SYSTEM

SEE IT ON PAGE 54

1,000 lb LOAD CAPACITY

12’ REACH

COMPATIBLE WITH:
BILJAX, BUFFALO, WERNER, UST AND BUILDMAN® 6’ DRYWALL BAKER*

ASSEMBLED DIMENSIONS (W X D X H)	74.75 X 29.75 X 75 IN. (189.9 X 75.6 X 190.5 CM)
PACKAGE DIMENSIONS (W X D X H)	75 X 30.5 X 5.25 IN. (190.5 X 77.5 X 13.3 CM)
WEIGHT	110 LB (50 KG)
LOAD CAPACITY	1,100 LB (499 KG). Combined weight of user + materials
WORKING HEIGHTS	FROM 27 TO 73 IN. (68.6 TO 185 CM). 2 in. (5 cm) increment adjustable heights
REACH	12 FT (3.7 M). Stackable up to 3 units high for 24 ft (7.4 m) reach
FINISH	POWDER COATED
PLATFORM	PLYWOOD DECK WITH PROTECTIVE STEEL EDGE BANDING
STRUCTURE	1.5 IN. (3.8 CM) SQUARE TUBE. 16 GAUGE STEEL
CASTERS	5 IN. (13 CM) DOUBLE LOCKING HEAVY DUTY
REPLACEMENT PARTS	SEE PAGES 140 TO 142
STANDARDS AND COMPLIANCE	ANSI, CSA AND OSHA – STATEMENT OF TSCA TITLE VI COMPLIANCE
MODEL	**I-CISC**
UPC	**778300200108**

* All trademarks and registered trademarks listed above are the property of their respective owners.

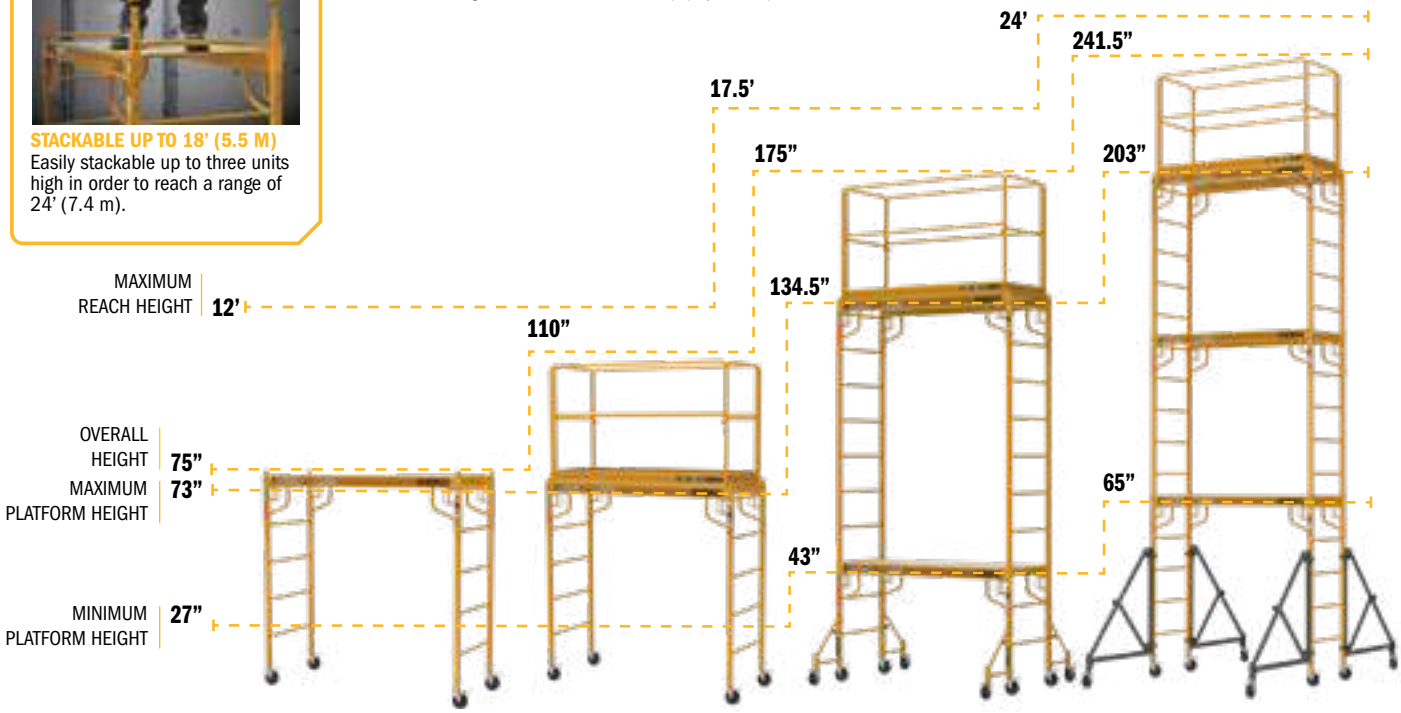

STANDARDS: ANSI OSHA CSA

OPTIONS

DESCRIPTION	GUARDRAILS SYSTEM	39" HIGH EXTENSION	TOOL SHELF	SCAFFLOCK™ SAFETY BRAKES
ASSEMBLED DIMENSIONS (WXDXH)	69.75 X 29.25 X 44.5 IN. (177.2 X 74.3 X 113 CM)	73.75 X 29 X 42.5 IN. (187.3 X 73.7 X 108 CM)	30.25 X 20 X 2.75 IN. (76.8 X 50.8 X 6.7 CM)	29.25 X 7.5 X 72 IN. (74.3 X 19.2 X 188.9 CM)
PACKAGE DIMENSIONS (WXDXH)	46 X 31.25 X 4.5 IN. (116.8 X 79.4 X 11.4 CM)	83.5 X 30.75 X 3.75 IN. (212.1 X 78.1 X 9.5 CM)	31.25 X 20.75 X 9.25 IN. (79.4 X 52.7 X 23.5 CM)	36 X 5.25 X 5.25 IN. (91.4 X 13.3 X 13.3 CM)
WEIGHT	55.4 LB (25.2 KG)	60.2 LB (27.3 KG)	5.5 LB (2.5 KG)	25.79 LB (11.69 KG)
INCLUDED IN THE BOX	2 GUARDRAILS WITH GATES, 4 TOGGLE PINS	2 SIDE FRAMES, 2 BRACES, 8 LOCKING PINS	1 TOOL SHELF	2 SAFETY BRAKES
COMPATIBLE WITH	I-CISC, I-CAISC, I-CISCTP, I-CISCH1, I-CISCAS, I-CISCDW, I-CISCMT AND I-BMSS	I-CISC, I-CISCTP I-CISCH1, I-CISCAS, I-CISCDW, I-CISCMT AND I-BMSS	I-CISC, I-CISCTP, I-CISCPY, I-CAISC, I-CISCH1, I-CISCAS, I-CISCDW, I-CISCMT AND I-IRC	I-CISC, I-CISCTP, I-CAISC, I-CISCPY, I-CISCH1, I-CISCAS, I-CISCDW, I-CISCMT AND I-BMSS
MODEL	I-CISGRJP	I-ISEX4PPNCAS	I-CISTR	I-ISL
UPC	778300001316	778300200405	778300000463	778300001552

DESCRIPTION	SET OF 4 BASE PLATES	SET OF 4 LEVELING JACKS	SET OF 14" OUTRIGGERS	SET OF 46" OUTRIGGERS
ASSEMBLED DIMENSIONS (WXDXH)	4.75 X 4.75 X 4.75 IN. (12 X 12 X 12 CM)	9.5 X 5.5 X 12.25 IN. (23.6 X 13.5 X 31 CM)	16 X 3.75 X 23.5 IN. (40.6 X 9.5 X 59.25 CM)	51.5 X 4 X 52.25 IN. (130.81 X 101.6 X 132.72 CM)
PACKAGE DIMENSIONS (WXDXH)	11 X 5.25 X 5.5 IN. (27.8 X 13.3 X 13.8 CM)	13 X 13 X 8 IN. (33.6 X 33.2 X 20.4 CM)	22 X 16 X 4.5 IN. (56 X 40.6 X 11.4 CM)	64 X 15.5 X 6 IN. (162.56 X 39.4 X 15.2 CM)
ADJUSTABLE	N/A	UP TO 6 IN. (15 CM)*	N/A	ANGLE 90˚ OR 45˚
WEIGHT	10.1 LB (4.6 KG)	24.2 LB (11 KG)	31.4 LB (14.25 KG)	104 LB (47.3 KG)
INCLUDED IN THE BOX	4 BASE PLATES, 4 LOCKING PINS	4 LEVELING JACKS	4 OUTRIGGERS, 4 CASTERS**, 12 LOCKING PINS	4 OUTRIGGERS, 4 CASTERS**, 8 LOCKING PINS
COMPATIBLE WITH	I-CISC, I-CISCTP, I-CAISC, I-CISCPY, I-CISCH1, I-CISCAS, I-CISCDW, I-CISCMT, I-CISCWB AND I-BMSS	I-CISC, I-CISCTP, I-CAISC, I-CISCH1, I-CISCAS, I-CISCDW, I-CISCMT, I-CISCWB AND I-BMSS	I-CISC, I-CISCTP I-CISCH1, I-CISCAS, I-CISCMT AND I-CAISC	I-CISC, I-CISCTP, I-CAISC, I-CISCH1, I-CISCAS, I-CISCDW, I-CISCMT, I-CISCPY AND I-BMSS
MODEL	I-IBBF4	I-IBSJP12H4	I-CIS04	I-BMS04TT
UPC	778300001699	778300001644	778300613151	778300003792

*ALWAYS USE IN CONFORMITY WITH LOCAL OR NATIONAL LEGISLATION WHICH APPLIES.
**5 IN. (13 CM) DOUBLE LOCKING HEAVY DUTY.



DESCRIPTION	SET OF 4 CASTERS WITH LEVELING JACKS*	PLATFORM WITH TRAPDOOR	ADD-ON STORAGE SHELF
ASSEMBLED DIMENSIONS (WXDXH)	5.75 X 2.5 X 19.5 IN. (14.6 X 6.4 X 49.5 CM)	67 X 29 X 1.5 IN. (170.2 X 73.7 X 3.8 CM)	74.25 X 25.5 X 2 IN. (188.6 X 64.8 X 5 CM)
PACKAGE DIMENSIONS (WXDXH)	20 X 8 X 4.75 IN. (50.8 X 20.3 X 12.1 CM)	68.5 X 30.5 X 2 IN. (174 X 77.5 X 5.1 CM)	40.25 X 18.25 X 2.5 IN. (102.2 X 46.4 X 6.4 CM)
WEIGHT	19.4 LB (8.8 KG)	38 LB (17.3 KG)	27.6 LB (12.5 KG)
INCLUDED IN THE BOX	4 CASTERS WITH LEVELING JACKS	1 PLATFORM	1 SHELF
COMPATIBLE WITH	I-CISC, I-CISCTP, I-CISCDW, I-CISCWB, I-CISCH1, I-CISCAS, I-CISCMT, I-SB3M	I-CISC, I-CISCTP, I-CISCAS, I-CISCDW AND I-CISCMT	I-CISC, I-CISCTP, I-CISCPY, I-CISCAS, I-CISCDW, I-CISCWB, I-CISCH1 AND I-CISCMT
MODEL	I-IBSJC12H4	I-CISPT	I-CISSU
UPC	778300006816	778300000203	778300003020

*LEVELING JACK ADJUSTABLE TO 6"

STATEMENT OF TSCA TITLE VI COMPLIANCE

GET THE METALTECH APP

JOBSITE SERIES™ 6’ BAKER

SAFECLIMB™

SAFECLIMB™ PLATFORM

iNFO

ANTI-SLIP RUNGS
Nonslip rungs help with moisture issues on footwear.

CLIMB THROUGH PLATFORM
Keeps your weight in the center of the unit for safer climbing.

ANTI-SLIP DECK
Made of 1/2” anti-slip film coated plywood

NEW
CLIMB-N-GO®
MOTORIZED SYSTEM

SEE IT ON PAGE 54

1,250 lb LOAD CAPACITY

12’ REACH

COMPATIBLE WITH:
BILJAX, BUFFALO, WERNER, UST AND BUILDMAN® 6’ DRYWALL BAKER*

ASSEMBLED DIMENSIONS (W X D X H)	74.75 X 29.75 X 75 IN. (189.9 X 75.6 X 190.5 CM)
PACKAGE DIMENSIONS (W X D X H)	75 X 30.5 X 5.25 IN. (190.5 X 76.2 X 13.3 CM)
WEIGHT	119.7 LB (54.4 KG)
LOAD CAPACITY	1,250 LB (567 KG). Combined weight of user + materials
WORKING HEIGHTS	FROM 27 TO 73 IN. (68.6 TO 185 CM). 2 in. (5 cm) increment adjustable heights
REACH	12 FT (3.7 M). Stackable up to 3 units high for 24 ft (7.4 m) reach
FINISH	POWDER COATED
PLATFORM	SLIP-RESISTANT PLYWOOD DECK WITH TRAPDOOR
STRUCTURE	1.5 IN. (3.8 CM) SQUARE TUBE. 16 GAUGE STEEL
CASTERS	5 IN. (13 CM) DOUBLE LOCKING HEAVY DUTY
REPLACEMENT PARTS	SEE PAGES 140 TO 142
STANDARDS AND COMPLIANCE	ANSI, CSA AND OSHA — STATEMENT OF TSCA TITLE VI COMPLIANCE
MODEL	**I-CISCH1**
UPC	**778300001804**

* All trademarks and registered trademarks listed above are the property of their respective owners.

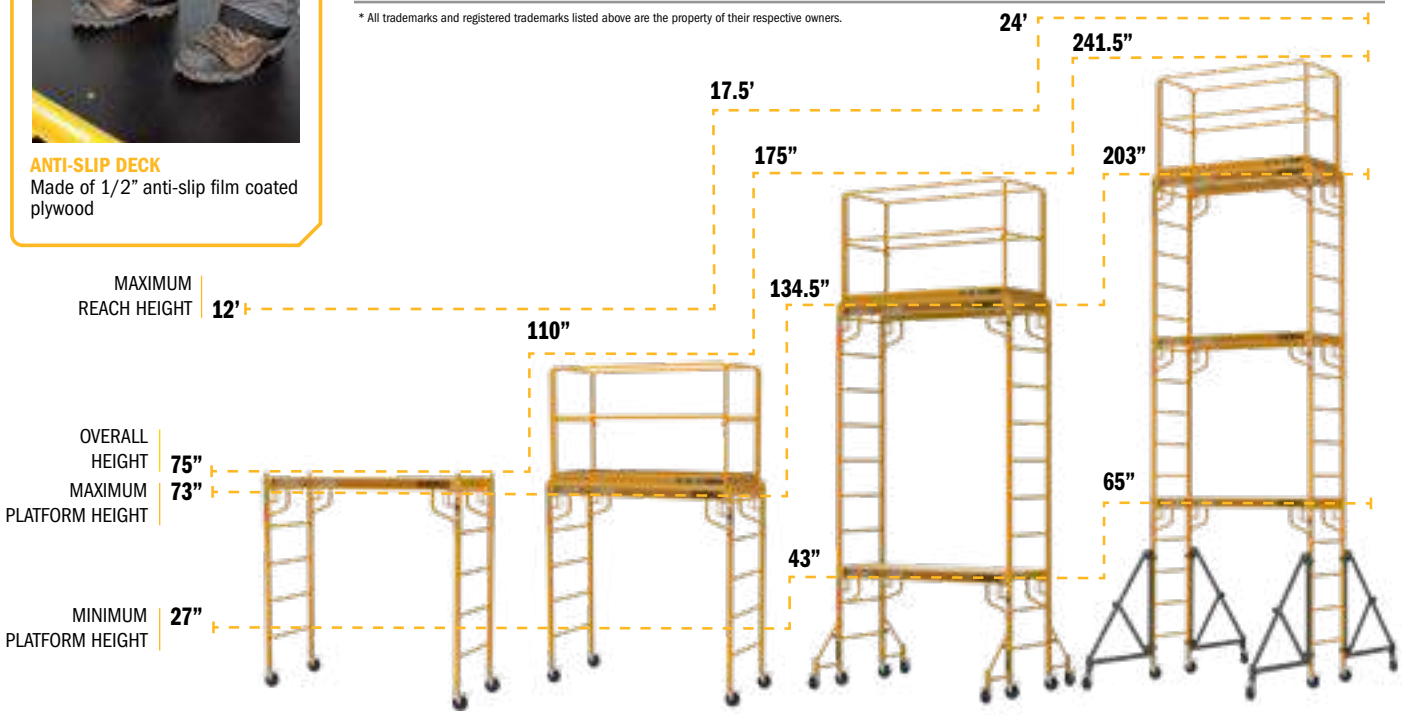

STANDARDS: **ANSI** **OSHA** **CSA**

OPTIONS

DESCRIPTION	GUARDRAILS SYSTEM	39" HIGH EXTENSION	TOOL SHELF	SCAFFLOCK™ SAFETY BRAKES
ASSEMBLED DIMENSIONS (WXDXH)	69.75 X 29.25 X 44.5 IN. (177.2 X 74.3 X 113 CM)	73.75 X 29 X 42.5 IN. (187.3 X 73.7 X 108 CM)	30.25 X 20 X 2.75 IN. (76.8 X 50.8 X 6.7 CM)	29.25 X 7.5 X 72 IN. (74.3 X 19.2 X 188.9 CM)
PACKAGE DIMENSIONS (WXDXH)	46 X 31.25 X 4.5 IN. (116.8 X 79.4 X 11.4 CM)	83.5 X 30.75 X 3.75 IN. (212.1 X 78.1 X 9.5 CM)	31.25 X 20.75 X 9.25 IN. (79.4 X 52.7 X 23.5 CM)	36 X 5.25 X 5.25 IN. (91.4 X 13.3 X 13.3 CM)
WEIGHT	55.4 LB (25.2 KG)	60.2 LB (27.3 KG)	5.5 LB (2.5 KG)	25.79 LB (11.69 KG)
INCLUDED IN THE BOX	2 GUARDRAILS WITH GATES, 4 TOGGLE PINS	2 SIDE FRAMES, 2 BRACES, 8 LOCKING PINS	1 TOOL SHELF	2 SAFETY BRAKES
COMPATIBLE WITH	I-CISC, I-CAISC, I-CISCTP, I-CISCH1, I-CISCAS, I-CISCDW, I-CISCMT AND I-BMSS	I-CISC, I-CISCTP I-CISCH1, I-CISCAS, I-CISCDW, I-CISCMT AND I-BMSS	I-CISC, I-CISCTP, I-CISCPY, I-CAISC, I-CISCH1, I-CISCAS, I-CISCDW, I-CISCMT AND I-IRC	I-CISC, I-CISCTP, I-CAISC, I-CISCPY, I-CISCH1, I-CISCAS, I-CISCDW, I-CISCMT AND I-BMSS
MODEL	**I-CISGRJP**	**I-ISEX4PPNCAS**	**I-CISTR**	**I-ISL**
UPC	**778300001316**	**778300200405**	**778300000463**	**778300001552**

DESCRIPTION	SET OF 4 BASE PLATES	SET OF 4 LEVELING JACKS	SET OF 14" OUTRIGGERS	SET OF 46" OUTRIGGERS
ASSEMBLED DIMENSIONS (WXDXH)	4.75 X 4.75 X 4.75 IN. (12 X 12 X 12 CM)	9.5 X 5.5 X 12.25 IN. (23.6 X 13.5 X 31 CM)	16 X 3.75 X 23.5 IN. (40.6 X 9.5 X 59.25 CM)	51.5 X 4 X 52.25 IN. (130.81 X 101.6 X 132.72 CM)
PACKAGE DIMENSIONS (WXDXH)	11 X 5.25 X 5.5 IN. (27.8 X 13.3 X 13.8 CM)	13 X 13 X 8 IN. (33.6 X 33.2 X 20.4 CM)	22 X 16 X 4.5 IN. (56 X 40.6 X 11.4 CM)	64 X 15.5 X 6 IN. (162.56 X 39.4 X 15.2 CM)
ADJUSTABLE	N/A	UP TO 6 IN. (15 CM)*	N/A	ANGLE 90° OR 45°
WEIGHT	10.1 LB (4.6 KG)	24.2 LB (11 KG)	29.6 LB (13.4 KG)	104 LB (47.3 KG)
INCLUDED IN THE BOX	4 BASE PLATES, 4 LOCKING PINS	4 LEVELING JACKS	4 OUTRIGGERS, 4 CASTERS*, 12 LOCKING PINS	4 OUTRIGGERS, 4 CASTERS*, 8 LOCKING PINS
COMPATIBLE WITH	I-CISC, I-CISCTP, I-CAISC, I-CISCPY, I-CISCH1, I-CISCAS, I-CISCDW, I-CISCMT, I-CISCWB AND I-BMSS	I-CISC, I-CISCTP, I-CAISC, I-CISCH1, I-CISCAS, I-CISCDW, I-CISCMT, I-CISCWB AND I-BMSS	I-CISC, I-CISCTP I-CISCH1, I-CISCAS, I-CISCMT AND I-CAISC	I-CISC, I-CISCTP, I-CAISC, I-CISCH1, I-CISCAS, I-CISCDW, I-CISCMT, I-CISCPY AND I-BMSS
MODEL	**I-IBBF4**	**I-IBSJP12H4**	**I-CIS04**	**I-BMS04TT**
UPC	**778300001699**	**778300001644**	**778300613151**	**778300003792**

*ALWAYS USE IN CONFORMITY WITH LOCAL OR NATIONAL LEGISLATION WHICH APPLIES.
**5 IN. (13 CM) DOUBLE LOCKING HEAVY DUTY.



DESCRIPTION	SET OF 4 CASTERS WITH LEVELING JACKS*	ADD-ON STORAGE SHELF
ASSEMBLED DIMENSIONS (WXDXH)	5.75 X 2.5 X 19.5 IN. (14.6 X 6.4 X 49.5 CM)	74.25 X 25.5 X 2 IN. (188.6 X 64.8 X 5 CM)
PACKAGE DIMENSIONS (WXDXH)	20 X 8 X 4.75 IN. (50.8 X 20.3 X 12.1 CM)	40.25 X 18.25 X 2.5 IN. (102.2 X 46.4 X 6.4 CM)
WEIGHT	19.4 LB (8.8 KG)	27.6 LB (12.5 KG)
INCLUDED IN THE BOX	4 CASTERS WITH LEVELING JACKS	1 SHELF
COMPATIBLE WITH	I-CISC, I-CISCTP, I-CISCDW, I-CISCWB, I-CISCH1, I-CISCAS, I-CISCMT, I-SB3M	I-CISC, I-CISCTP, I-CISCPY, I-CISCAS, I-CISCDW, I-CISCWB, I-CISCH1 AND I-CISCMT
MODEL	**I-IBSJC12H4**	**I-CISSU**
UPC	**778300006816**	**778300003020**

*LEVELING JACK ADJUSTABLE TO 6"

GET THE **METALTECH APP**

JOBSITE SERIES™ 6’ BAKER TRAPDOOR

iNFO

CLIMB THROUGH PLATFORM
Keeps your weight in the center of the unit for safer climbing.

MULTI PURPOSE
Suitable and safe for all types of interior work. Each end can adjust separately to be used on both level surfaces and stairways.

QUICK AND EASY HEIGHT ADJUSTMENT
Platform height adjusts at 2” (5 cm) increments from 27” to 73” (68.6 to 185 cm). Double prong spring-loaded locking mechanism.

NEW
CLIMB-N-GO®
MOTORIZED SYSTEM

SEE IT ON PAGE 54

1,000 lb LOAD CAPACITY

12’ REACH

COMPATIBLE WITH:
BILJAX, BUFFALO, WERNER, UST AND BUILDMAN® 6’ DRYWALL BAKER*

ASSEMBLED DIMENSIONS (W X D X H)	74.75 X 29.75 X 75 IN. (189.9 X 75.6 X 190.5 CM)
PACKAGE DIMENSIONS (W X D X H)	75 X 30.5 X 5.25 IN. (190.5 X 77.5 X 13.3 CM)
WEIGHT	131 LB (59.4 KG)
LOAD CAPACITY	1,000 LB (454 KG). Combined weight of user + materials
WORKING HEIGHTS	FROM 27 TO 73 IN. (68.6 TO 185 CM). 2 in. (5 cm) increment adjustable heights
REACH	12 FT (3.7 M). Stackable up to 3 units high for 24 ft (7.4 m) reach
FINISH	POWDER COATED
PLATFORM	PLYWOOD DECK WITH PROTECTIVE STEEL EDGE BANDING WITH TRAPDOOR
STRUCTURE	1.5 IN. (3.8 CM) SQUARE TUBE. 16 GAUGE STEEL
CASTERS	5 IN. (13 CM) DOUBLE LOCKING HEAVY DUTY
REPLACEMENT PARTS	SEE PAGES 140 TO 142
STANDARDS AND COMPLIANCE	ANSI, CSA AND OSHA — STATEMENT OF TSCA TITLE VI COMPLIANCE
MODEL	**I-CISCTP**
UPC	**778300200122**

* All trademarks and registered trademarks listed above are the property of their respective owners.

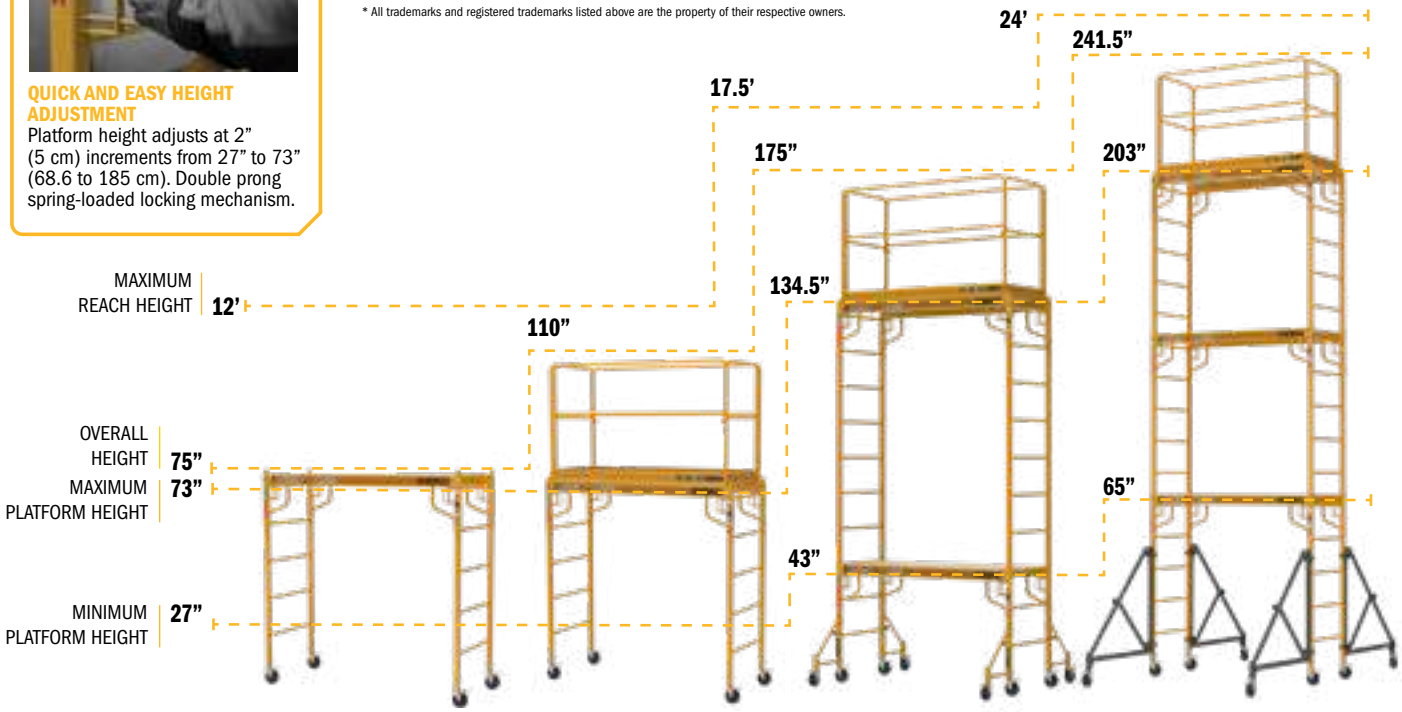

1 UNIT AND GUARDRAILS

2 UNITS, GUARDRAILS AND OUTRIGGERS

3 UNITS, GUARDRAILS AND OUTRIGGERS

STANDARDS: ANSI OSHA CSA

OPTIONS

DESCRIPTION	GUARDRAILS SYSTEM	39" HIGH EXTENSION	TOOL SHELF	SCAFFLOCK™ SAFETY BRAKES
ASSEMBLED DIMENSIONS (WXDXH)	69.75 X 29.25 X 44.5 IN. (177.2 X 74.3 X 113 CM)	73.75 X 29 X 42.5 IN. (187.3 X 73.7 X 108 CM)	30.25 X 20 X 2.75 IN. (76.8 X 50.8 X 6.7 CM)	29.25 X 7.5 X 72 IN. (74.3 X 19.2 X 188.9 CM)
PACKAGE DIMENSIONS (WXDXH)	46 X 31.25 X 4.5 IN. (116.8 X 79.4 X 11.4 CM)	83.5 X 30.75 X 3.75 IN. (212.1 X 78.1 X 9.5 CM)	31.25 X 20.75 X 9.25 IN. (79.4 X 52.7 X 23.5 CM)	36 X 5.25 X 5.25 IN. (91.4 X 13.3 X 13.3 CM)
WEIGHT	55.4 LB (25.2 KG)	60.2 LB (27.3 KG)	5.5 LB (2.5 KG)	25.79 LB (11.69 KG)
INCLUDED IN THE BOX	2 GUARDRAILS WITH GATES, 4 TOGGLE PINS	2 SIDE FRAMES, 2 BRACES, 8 LOCKING PINS	1 TOOL SHELF	2 SAFETY BRAKES
COMPATIBLE WITH	I-CISC, I-CAISC, I-CISCTP, I-CISCH1, I-CISCAS, I-CISCDW, I-CISCMT AND I-BMSS	I-CISC, I-CISCTP I-CISCH1, I-CISCAS, I-CISCDW, I-CISCMT AND I-BMSS	I-CISC, I-CISCTP, I-CISCPY, I-CAISC, I-CISCH1, I-CISCAS, I-CISCDW, I-CISCMT AND I-IRC	I-CISC, I-CISCTP, I-CAISC, I-CISCPY, I-CISCH1, I-CISCAS, I-CISCDW, I-CISCMT AND I-BMSS
MODEL	I-CISGRJP	I-ISEX4PPNCAS	I-CISTR	I-ISL
UPC	778300001316	778300200405	778300000463	778300001552

DESCRIPTION	SET OF 4 BASE PLATES	SET OF 4 LEVELING JACKS	SET OF 14" OUTRIGGERS	SET OF 46" OUTRIGGERS
ASSEMBLED DIMENSIONS (WXDXH)	4.75 X 4.75 X 4.75 IN. (12 X 12 X 12 CM)	9.5 X 5.5 X 12.25 IN. (23.6 X 13.5 X 31 CM)	16 X 3.75 X 23.5 IN. (40.6 X 9.5 X 59.25 CM)	51.5 X 4 X 52.25 IN. (130.81 X 101.6 X 132.72 CM)
PACKAGE DIMENSIONS (WXDXH)	11 X 5.25 X 5.5 IN. (27.8 X 13.3 X 13.8 CM)	13 X 13 X 8 IN. (33.6 X 33.2 X 20.4 CM)	22 X 16 X 4.5 IN. (56 X 40.6 X 11.4 CM)	64 X 15.5 X 6 IN. (162.56 X 39.4 X 15.2 CM)
ADJUSTABLE	N/A	UP TO 6 IN. (15 CM)*	N/A	ANGLE 90˚ OR 45˚
WEIGHT	10.1 LB (4.6 KG)	24.2 LB (11 KG)	31.4 LB (14.25 KG)	104 LB (47.3 KG)
INCLUDED IN THE BOX	4 BASE PLATES, 4 LOCKING PINS	4 LEVELING JACKS	4 OUTRIGGERS, 4 CASTERS**, 12 LOCKING PINS	4 OUTRIGGERS, 4 CASTERS**, 8 LOCKING PINS
COMPATIBLE WITH	I-CISC, I-CISCTP, I-CAISC, I-CISCPY, I-CISCH1, I-CISCAS, I-CISCDW, I-CISCMT, I-CISCWB AND I-BMSS	I-CISC, I-CISCTP, I-CAISC, I-CISCH1, I-CISCAS, I-CISCDW, I-CISCMT, I-CISCWB AND I-BMSS	I-CISC, I-CISCTP I-CISCH1, I-CISCAS, I-CISCMT AND I-CAISC	I-CISC, I-CISCTP, I-CAISC, I-CISCH1, I-CISCAS, I-CISCDW, I-CISCMT, I-CISCPY AND I-BMSS
MODEL	I-IBBF4	I-IBSJP12H4	I-CIS04	I-BMS04TT
UPC	778300001699	778300001644	778300613151	778300003792

*ALWAYS USE IN CONFORMITY WITH LOCAL OR NATIONAL LEGISLATION WHICH APPLIES.
**5 IN. (13 CM) DOUBLE LOCKING HEAVY DUTY.



DESCRIPTION	SET OF 4 CASTERS WITH LEVELING JACKS*	PLATFORM WITH TRAPDOOR	ADD-ON STORAGE SHELF
ASSEMBLED DIMENSIONS (WXDXH)	5.75 X 2.5 X 19.5 IN. (14.6 X 6.4 X 49.5 CM)	67 X 29 X 1.5 IN. (170.2 X 73.7 X 3.8 CM)	74.25 X 25.5 X 2 IN. (188.6 X 64.8 X 5 CM)
PACKAGE DIMENSIONS (WXDXH)	20 X 8 X 4.75 IN. (50.8 X 20.3 X 12.1 CM)	68.5 X 30.5 X 2 IN. (174 X 77.5 X 5.1 CM)	40.25 X 18.25 X 2.5 IN. (102.2 X 46.4 X 6.4 CM)
WEIGHT	19.4 LB (8.8 KG)	38 LB (17.3 KG)	27.6 LB (12.5 KG)
INCLUDED IN THE BOX	4 CASTERS WITH LEVELING JACKS	1 PLATFORM	1 SHELF
COMPATIBLE WITH	I-CISC, I-CISCTP, I-CISCDW, I-CISCWB, I-CISCH1, I-CISCAS, I-CISCMT, I-SB3M	I-CISC, I-CISCTP, I-CISCAS, I-CISCDW AND I-CISCMT	I-CISC, I-CISCTP, I-CISCPY, I-CISCAS, I-CISCDW, I-CISCWB, I-CISCH1 AND I-CISCMT
MODEL	I-IBSJC12H4	I-CISPT	I-CISSU
UPC	778300006816	778300000203	778300003020

*LEVELING JACK ADJUSTABLE TO 6"

STATEMENT OF TSCA TITLE VI COMPLIANCE

GET THE METALTECH APP

JOBSITE SERIES™ PERRY STYLE

iNFO

ANTI-SLIP DECK
5/8" (16 mm) plywood, slip-resistant.

MULTI PURPOSE
Suitable and safe for all types of interior work. Each end can adjust separately to be used on both level surfaces and stairways.

PERRY STYLE COMPATIBLE
All components are 100% fully compatible with Nu-Wave Perry Model 660*.

NEW
CLIMB-N-GO®
MOTORIZED SYSTEM

SEE IT ON PAGE 54

1,000 lb LOAD CAPACITY

12' REACH

COMPATIBLE WITH:
NU-WAVE PERRY 660*

ASSEMBLED DIMENSIONS (W X D X H)	73.75 X 29.25 X 79 IN. (187.3 X 74.3 X 200.7 CM)
PACKAGE DIMENSIONS (W X D X H)	75.25 X 30 X 5.25 IN. (191.2 X 76.2 X 13.3 CM)
WEIGHT	125 LB (56.7 KG)
COMPATIBLE WITH	NU-WAVE PERRY MODEL 660*
LOAD CAPACITY	1,000 LB (454 KG). Combined weight of user + materials
WORKING HEIGHTS	FROM 28.5 TO 78.75 IN. (72.4 TO 200 CM). 2 in. (5 cm) increment adjustable heights
REACH	12 FT (3.7 M). Stackable up to 3 units high for 24 ft (7.4 m) reach
FINISH	POWDER COATED
PLATFORM	SLIP-RESISTANT PLYWOOD DECK WITH PROTECTIVE STEEL EDGE BANDING
STRUCTURE	1.5 IN. (3.8 CM) SQUARE TUBE. 16 GAUGE STEEL
CASTERS	5 IN. (13 CM) DOUBLE LOCKING HEAVY DUTY
REPLACEMENT PARTS	SEE PAGES 140 TO 142
STANDARDS AND COMPLIANCE	ANSI AND OSHA – STATEMENT OF TSCA TITLE VI COMPLIANCE
MODEL	**I-CISCPY**
UPC	**778300200115**

* Nu-Wave Model 660 is a trademark owned by Nu-Wave Manufacturing, LLC.

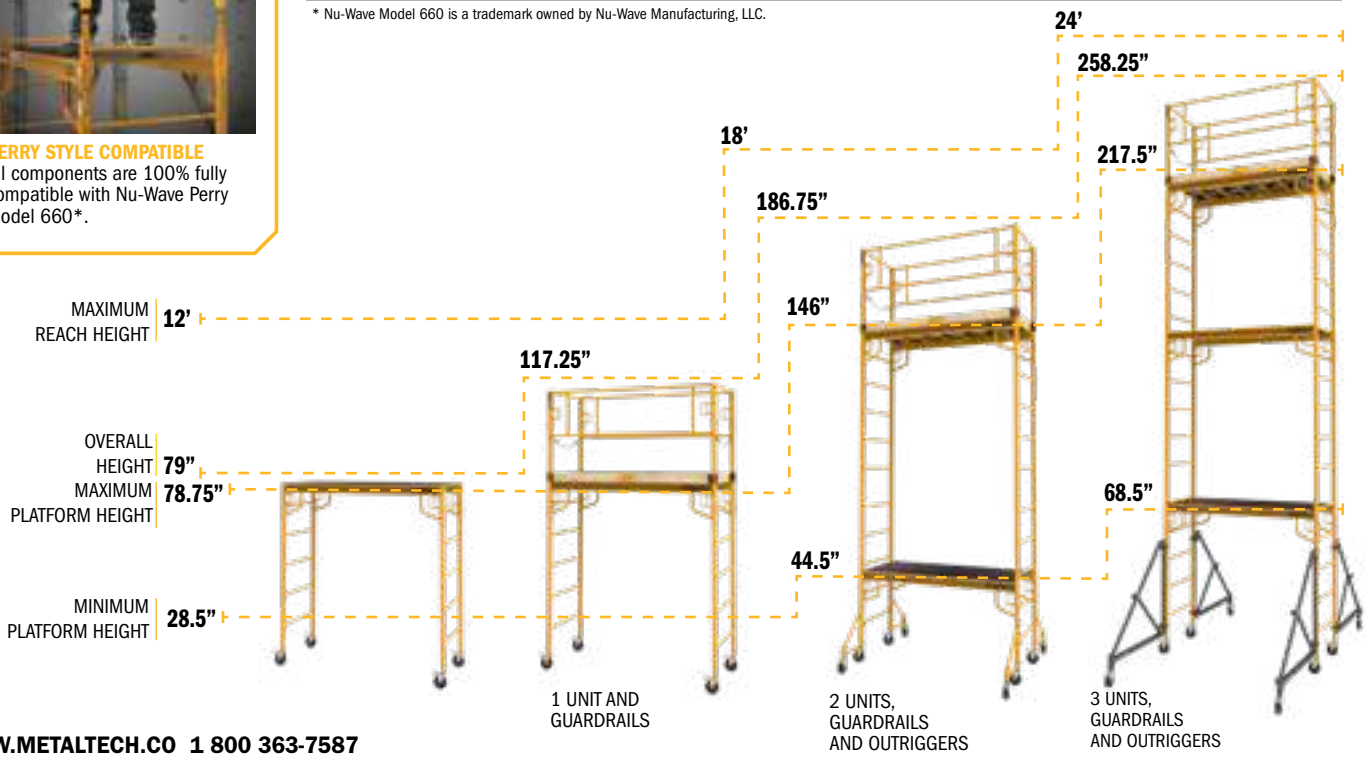

STANDARDS: ANSI OSHA CSA

OPTIONS

DESCRIPTION	GUARDRAILS SYSTEM	40" HIGH EXTENSION	TOOL SHELF	SCAFFLOCK™ SAFETY BRAKES
ASSEMBLED DIMENSIONS (WXDXH)	73.75 X 30 X 41.5 IN. (187.3 X 76.2 X 105.4 CM)	73.75 X 30.5 X 43.5 IN. (187.3 X 77.5 X 110.5 CM)	30.25 X 20 X 2.75 IN. (76.8 X 50.8 X 6.7 CM)	29.25 X 7.5 X 72 IN. (74.3 X 19.2 X 188.9 CM)
PACKAGE DIMENSIONS (WXDXH)	43 X 3.5 X 34 IN. (109.2 X 8.9 X 86.4 CM)	83.5 X 30.75 X 3.75 IN. (211.1 X 78.1 X 9.5 CM)	31.25 X 20.75 X 9.25 IN. (79.4 X 52.7 X 23.5 CM)	36 X 5.25 X 5.25 IN. (91.4 X 13.3 X 13.3 CM)
WEIGHT	65.5 LB (29.7 KG)	63 LB (28.5 KG)	5.5 LB (2.5 KG)	25.79 LB (11.69 KG)
INCLUDED IN THE BOX	GUARDRAILS, WOODEN TOE-BOARDS, 4 LOCKING PINS, 2 WIRE CABLES	2 SIDE FRAMES, 2 BRACES, 8 LOCKING PINS	1 TOOL SHELF	2 SAFETY BRAKES
COMPATIBLE WITH	I-CISCPY & NU-WAVE / PERRY MODEL 660* & GRANITE SCAFFOLDING*	I-CISCPY & NU-WAVE / PERRY MODEL 660*	I-CISC, I-CISCTP, I-CISCPY, I-CAISC, I-CISCH1, I-CISCAS, I-CISCDW, I-CISCMT AND I-IRC	I-CISC, I-CISCTP, I-CAISC, I-CISCPY, I-CISCH1, I-CISCAS, I-CISCDW, I-CISCMT AND I-BMSS
MODEL	I-CISCPYGR	I-EX4PPNCASPY	I-CISTR	I-ISL
UPC	778300610037	778300000357	778300000463	778300001552

DESCRIPTION	SET OF 4 BASE PLATES	SET OF FOUR 5" HEAVY DUTY CASTERS	SET OF 14" OUTRIGGERS	SET OF 46" OUTRIGGERS
ASSEMBLED DIMENSIONS (WXDXH)	4.75 X 4.75 X 4.75 IN. (12 X 12 X 12 CM)	5 IN. (12.7 CM)	19.25 X 4.5 X 24 IN. (48.7 X 11 X 61 CM)	51.5 X 4 X 52.25 IN. (130.81 X 101.6 X 132.72 CM)
PACKAGE DIMENSIONS (WXDXH)	11 X 5.25 X 5.5 IN. (27.8 X 13.3 X 13.8 CM)	15.75 X 13.75 X 3.25 IN. (40 X 34.9 X 8.3 CM)	24 X 16.5 X 5 IN. (61 X 41.9 X 12.7 CM)	64 X 15.5 X 6 IN. (162.56 X 39.4 X 15.2 CM)
WEIGHT	10.1 LB (4.6 KG)	21.2 LB (9.6 KG)	45 LB (20.4 KG)	104 LB (47.3 KG)
INCLUDED IN THE BOX	4 BASE PLATES, 4 LOCKING PINS	4 HEAVY DUTY 5" CASTERS, 4 LOCKING PINS	4 OUTRIGGERS, 4 CASTERS**, 12 LOCKING PINS	4 OUTRIGGERS, 4 CASTERS**, 8 LOCKING PINS
COMPATIBLE WITH	I-CISC, I-CISCTP, I-CAISC, I-CISCPY, I-CISCH1, I-CISCAS, I-CISCDW, I-CISCWB, I-CISCMT AND I-BMSS	I-CISCPY	I-CISCPY & NU-WAVE / PERRY MODEL 660*	I-CISC, I-CISCTP, I-CAISC, I-CISCH1, I-CISCAS, I-CISCDW, I-CISCMT, I-CISCPY AND I-BMSS
MODEL	I-IBBF4	I-C4CAS5PYHD	I-CIS04PY	I-BMS04TT
UPC	778300001699	778300001668	778300613137	778300003792

* All trademarks and registered trademarks listed above are the property of their respective owners.
**5 in. (13 cm) Double locking heavy duty

DESCRIPTION	ADD-ON STORAGE SHELF
ASSEMBLED DIMENSIONS (WXDXH)	74.25 X 25.5 X 2 IN. (188.6 X 64.8 X 5 CM)
PACKAGE DIMENSIONS (WXDXH)	40.25 X 18.25 X 2.5 IN. (102.2 X 46.4 X 6.4 CM)
WEIGHT	27.6 LB (12.5 KG)
INCLUDED IN THE BOX	1 SHELF
COMPATIBLE WITH	I-CISC, I-CISCTP, I-CISCPY, I-CISCAS, I-CISCDW, I-CISCWB, I-CISCH1 AND I-CISCMT
MODEL	I-CISSU
UPC	778300003020

GET THE METALTECH APP

SCAFFOLDBENCH SYSTEM™

6’ BAKER SYSTEM 4-IN-1

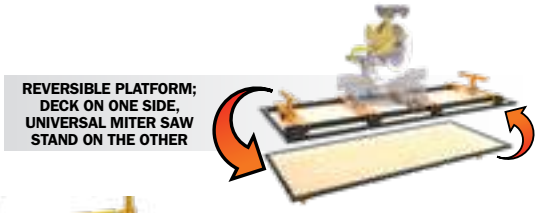

4 IN 1

1 MITER SAW STAND

2 SCAFFOLDING

3 STORAGE RACK

4 UTILITY CART

NEW

CLIMB-N-GO®
MOTORIZED SYSTEM

SEE IT ON PAGE 54

1,100 lb LOAD CAPACITY

12’ REACH

COMPATIBLE WITH:
BILJAX, BUFFALO, WERNER, UST AND BUILDMAN® 6’ DRYWALL BAKER*

ASSEMBLED DIMENSIONS (W X D X H)	**74.75 X 29.75 X 75 IN. (189.9 X 75.6 X 190.5 CM)**
PACKAGE DIMENSIONS (W X D X H)	75.75 X 30 X 7 IN. (192.4 X 76.2 X 17.8 CM)
WEIGHT	160 LB (72.6 KG)
LOAD CAPACITY	SCAFFOLDING: 1,100 LB (500 KG). Combined weight of user + materials. STORAGE SHELF: 200 LB (90.7 KG) distributed weight.
WORKING HEIGHTS	27 TO 73 IN. (69 TO 185 CM). 2 in. (5 cm) increment adjustable heights
REACH	12 FT (3.7 M). Stackable up to 3 units high for 24 ft (7.4 m) reach
FINISH	POWDER COATED
REVERSIBLE PLATFORM	PLYWOOD DECK ON ONE SIDE, MITER SAW STAND ON THE OTHER
STRUCTURE	1.5 IN. (3.8 CM) SQUARE TUBE. 16 GAUGE STEEL
CASTERS	5 IN. (13 CM) DOUBLE LOCKING HEAVY DUTY
REPLACEMENT PARTS	SEE PAGES 140 TO 142
STANDARDS AND COMPLIANCE	ANSI, CSA AND OSHA — STATEMENT OF TSCA TITLE VI COMPLIANCE
MODEL	**I-CISCMT**
UPC	**778300003006**

* All trademarks and registered trademarks listed above are the property of their respective owners.

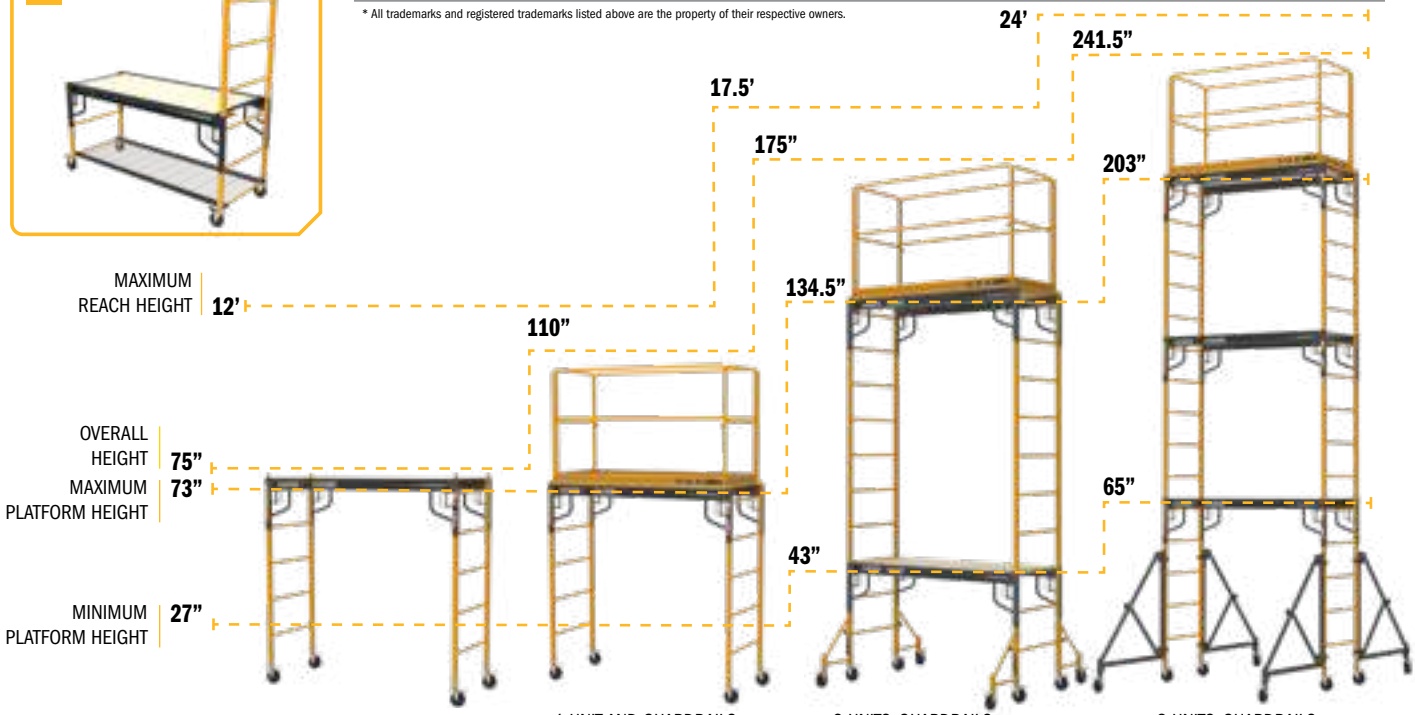

1 UNIT AND GUARDRAILS

2 UNITS, GUARDRAILS AND OUTRIGGERS

3 UNITS, GUARDRAILS AND OUTRIGGERS

STANDARDS: **ANSI** **OSHA** **CSA**

OPTIONS

DESCRIPTION	GUARDRAILS SYSTEM	39" HIGH EXTENSION	TOOL SHELF	SCAFFLOCK™ SAFETY BRAKES
ASSEMBLED DIMENSIONS (WXDXH)	69.75 X 29.25 X 44.5 IN. (177.2 X 74.3 X 113 CM)	73.75 X 29 X 42.5 IN. (187.3 X 73.7 X 108 CM)	30.25 X 20 X 2.75 IN. (76.8 X 50.8 X 6.7 CM)	29.25 X 7.5 X 72 IN. (74.3 X 19.2 X 188.9 CM)
PACKAGE DIMENSIONS (WXDXH)	46 X 31.25 X 4.5 IN. (116.8 X 79.4 X 11.4 CM)	83.5 X 30.75 X 3.75 IN. (212.1 X 78.1 X 9.5 CM)	31.25 X 20.75 X 9.25 IN. (79.4 X 52.7 X 23.5 CM)	36 X 5.25 X 5.25 IN. (91.4 X 13.3 X 13.3 CM)
WEIGHT	55.4 LB (25.2 KG)	60.2 LB (27.3 KG)	5.5 LB (2.5 KG)	25.79 LB (11.69 KG)
INCLUDED IN THE BOX	2 GUARDRAILS WITH GATES, 4 TOGGLE PINS	2 SIDE FRAMES, 2 BRACES, 8 LOCKING PINS	1 TOOL SHELF	2 SAFETY BRAKES
COMPATIBLE WITH	I-CISC, I-CAISC, I-CISCTP, I-CISCH1, I-CISCAS, I-CISCDW, I-CISCMT AND I-BMSS	I-CISC, I-CISCTP I-CISCH1, I-CISCAS, I-CISCDW, I-CISCMT AND I-BMSS	I-CISC, I-CISCTP, I-CISCPY, I-CAISC, I-CISCH1, I-CISCAS, I-CISCDW, I-CISCMT AND I-IRC	I-CISC, I-CISCTP, I-CAISC, I-CISCPY, I-CISCH1, I-CISCAS, I-CISCDW, I-CISCMT AND I-BMSS
MODEL	I-CISGRJP	I-ISEX4PPNCAS	I-CISTR	I-ISL
UPC	778300001316	778300200405	778300000463	778300001552

DESCRIPTION	SET OF 4 BASE PLATES	SET OF 4 LEVELING JACKS	SET OF 14" OUTRIGGERS	SET OF 46" OUTRIGGERS
ASSEMBLED DIMENSIONS (WXDXH)	4.75 X 4.75 X 4.75 IN. (12 X 12 X 12 CM)	9.5 X 5.5 X 12.25 IN. (23.6 X 13.5 X 31 CM)	16 X 3.75 X 23.5 IN. (40.6 X 9.5 X 59.25 CM)	51.5 X 4 X 52.25 IN. (130.81 X 101.6 X 132.72 CM)
PACKAGE DIMENSIONS (WXDXH)	11 X 5.25 X 5.5 IN. (27.8 X 13.3 X 13.8 CM)	13 X 13 X 8 IN. (33.6 X 33.2 X 20.4 CM)	22 X 16 X 4.5 IN. (56 X 40.6 X 11.4 CM)	64 X 15.5 X 6 IN. (162.56 X 39.4 X 15.2 CM)
ADJUSTABLE	N/A	UP TO 6 IN. (15 CM)*	N/A	ANGLE 90° OR 45°
WEIGHT	10.1 LB (4.6 KG)	24.2 LB (11 KG)	31.4 LB (14.25 KG)	104 LB (47.3 KG)
INCLUDED IN THE BOX	4 BASE PLATES, 4 LOCKING PINS	4 LEVELING JACKS	4 OUTRIGGERS, 4 CASTERS**, 12 LOCKING PINS	4 OUTRIGGERS, 4 CASTERS**, 8 LOCKING PINS
COMPATIBLE WITH	I-CISC, I-CISCTP, I-CAISC, I-CISCPY, I-CISCH1, I-CISCAS, I-CISCDW, I-CISCMT, I-CISCWB AND I-BMSS	I-CISC, I-CISCTP, I-CAISC, I-CISCH1, I-CISCAS, I-CISCDW, I-CISCMT, I-CISCWB AND I-BMSS	I-CISC, I-CISCTP I-CISCH1, I-CISCAS, I-CISCMT AND I-CAISC	I-CISC, I-CISCTP, I-CAISC, I-CISCH1, I-CISCAS, I-CISCDW, I-CISCMT, I-CISCPY AND I-BMSS
MODEL	I-IBBF4	I-IBSJP12H4	I-CIS04	I-BMS04TT
UPC	778300001699	778300001644	778300613151	778300003792

*ALWAYS USE IN CONFORMITY WITH LOCAL OR NATIONAL LEGISLATION WHICH APPLIES.
**5 IN. (13 CM) DOUBLE LOCKING HEAVY DUTY.

DESCRIPTION	SUPPORT ROLLER	SET OF 4 CASTERS WITH LEVELING JACKS*	ADD-ON STORAGE SHELF
ASSEMBLED DIMENSIONS (WXDXH)	12.25 X 2 X 28.25 IN. (31 X 5 X 71.8 CM)	5.75 X 2.5 X 19.5 IN. (14.6 X 6.4 X 49.5 CM)	74.25 X 25.5 X 2 IN. (188.6 X 64.8 X 5 CM)
PACKAGE DIMENSIONS (WXDXH)	25 X 3.75 X 2.25 IN. (63.6 X 9.5 X 5.7 CM)	20 X 8 X 4.75 IN. (50.8 X 20.3 X 12.1 CM)	40.25 X 18.25 X 2.5 IN. (102.2 X 46.4 X 6.4 CM)
WEIGHT	8.75 LB (3.97 KG)	19.4 LB (8.8 KG)	27.6 LB (12.5 KG)
INCLUDED IN THE BOX	1 SUPPORT ROLLER	4 CASTERS WITH LEVELING JACKS	1 SHELF
COMPATIBLE WITH	I-CISC, I-CISCTP, I-CISCPY, I-CISCAS, I-CISCDW, I-CISCWB AND I-CISCMT	I-CISC, I-CISCTP, I-CISCDW, I-CISCWB, I-CISCH1, I-CISCAS, I-CISCMT, I-SB3M	I-CISC, I-CISCTP, I-CISCPY, I-CISCAS, I-CISCDW, I-CISCWB, I-CISCH1 AND I-CISCMT
MODEL	I-CISRL	I-IBSJC12H4	I-CISSU
UPC	778300003013	778300006816	778300003020

*LEVELING JACK ADJUSTABLE TO 6"

GET THE **METALTECH APP**

SCAFFOLDBENCH SYSTEM™

WORKBENCH

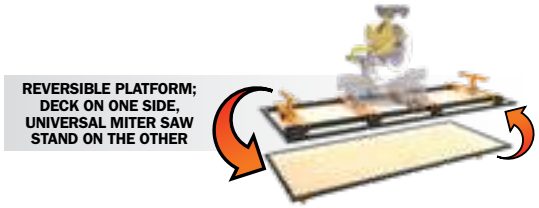

NEW

CLIMB-N-GO®
MOTORIZED SYSTEM

SEE IT ON PAGE 54

1,100 lb LOAD CAPACITY

9.9' REACH

ASSEMBLED DIMENSIONS (W X D X H)	74.75 X 29.75 X 39.25 IN. (189.9 X 75.6 X 99.7 CM)
PACKAGE DIMENSIONS (W X D X H)	75.75 X 30 X 6.75 IN. (192.4 X 76.2 X 17.2 CM)
WEIGHT	150 LB (68.2 KG)
LOAD CAPACITY	SCAFFOLDING: 1,100 LB (500 KG). Combined weight of user + materials. STORAGE SHELF: 200 LB (90.7 KG) distributed weight.
WORKING HEIGHTS	25.5 TO 37.5 IN. (64.8 TO 95.3 CM). 2 in. (5 cm) increment adjustable heights
REACH	9.9 FT (3.01 M)
FINISH	POWDER COATED
REVERSIBLE PLATFORM	PLYWOOD DECK ON ONE SIDE, MITER SAW STAND ON THE OTHER
STRUCTURE	1.5 IN. (3.8 CM) SQUARE TUBE. 16 GAUGE STEEL
CASTERS	5 IN. (13 CM) DOUBLE LOCKING HEAVY DUTY
REPLACEMENT PARTS	SEE PAGES 140 TO 142
STANDARDS AND COMPLIANCE	ANSI, CSA AND OSHA – STATEMENT OF TSCA TITLE VI COMPLIANCE
MODEL	**I-CISCWB**
UPC	**778300003129**

iNFO

MITER SAW STAND

USE IT AS A WORK TABLE ON WHEELS

OPTIONAL SUPPORT ROLLER

STANDARDS: ANSI OSHA CSA

OPTIONS



DESCRIPTION	SUPPORT ROLLER	ADD-ON STORAGE SHELF	MULTI-UNIT CONNECTOR
ASSEMBLED DIMENSIONS (WXDXH)	12.25 X 2 X 28.25 IN. (31 X 5 X 71.8 CM)	74.25 X 25.5 X 2 IN. (188.6 X 64.8 X 5 CM)	N/A
PACKAGE DIMENSIONS (WXDXH)	25 X 3.75 X 2.25 IN. (63.6 X 9.5 X 5.7 CM)	40.25 X 18.25 X 2.5 IN. (102.2 X 46.4 X 6.4 CM)	N/A
WEIGHT	8.75 LB (3.97 KG)	27.6 LB (12.5 KG)	2 LB (0.91 KG)
INCLUDED IN THE BOX	1 SUPPORT ROLLER	1 SHELF	2 CONNECTORS, 4 BOLTS, 4 NUTS AND 8 WASHERS
COMPATIBLE WITH	I-CISC, I-CISCTP, I-CISCPY, I-CISCAS, I-CISCDW, I-CISCWB AND I-CISCMT	I-CISC, I-CISCTP, I-CISCPY, I-CISCAS, I-CISCDW, I-CISCWB, I-CISCH1 AND I-CISCMT	I-CISCWB
MODEL	I-CISRL	I-CISSU	I-SBC
UPC	778300003013	778300003020	778300003136

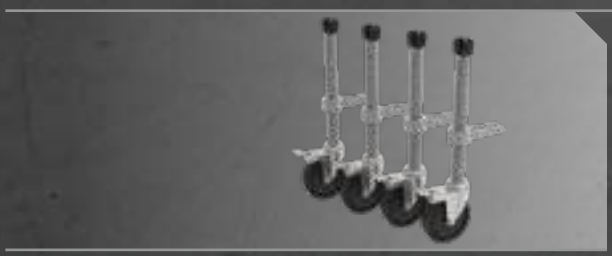

DESCRIPTION	SET OF 4 CASTERS WITH LEVELING JACKS*
ASSEMBLED DIMENSIONS (WXDXH)	5.75 X 2.5 X 19.5 IN. (14.6 X 6.4 X 49.5 CM)
PACKAGE DIMENSIONS (WXDXH)	20 X 8 X 4.75 IN. (50.8 X 20.3 X 12.1 CM)
WEIGHT	19.4 LB (8.8 KG)
INCLUDED IN THE BOX	4 CASTERS WITH LEVELING JACKS
COMPATIBLE WITH	I-CISC, I-CISCTP, I-CISCDW, I-CISCWB, I-CISCH1, I-CISCAS, I-CISCMT, I-SB3M
MODEL	I-IBSJC12H4
UPC	778300006816

*LEVELING JACK ADJUSTABLE TO 6"

SCAFFOLDBENCH SYSTEM™

MULTI-UNIT CONNECTOR

Made to work great with your workbench

- Connect many workbench's together and create a larger worktable area, on wheels!

CLIMB-N-GO® MOTORIZED SYSTEM
FOR BAKER TYPE SCAFFOLD

ASSEMBLED DIMENSIONS (W X D X H)	28.75 X 18 X 18 IN. (73 X 45.7 X 45.7 CM)
PACKAGE DIMENSIONS (W X D X H)	29.75 X 14.25 X 12.5 IN. (75.6 X 36.2 X 31.8 CM)
WEIGHT	55.1 LB (25 KG)
RANGE	4,500 FT (1,372 m) (tested with 20V 4.0Ah battery)
HAULING CAPACITY	500 LB (227 KG)
BATTERY VOLTAGE	18-21V (NOT INCLUDED)
CAN BE POWERED BY†	DEWALT®, MAKITA®, MILWAUKEE®, STANLEY®(18V), PORTER CABLE®, BLACK & DECKER®, BOSCH®, RIDGID® (RIDGID® ADAPTER NOT INCLUDED)†
REPLACEMENT PARTS	SEE PAGES 140 TO 142
COMPATIBLE INTERIOR SCAFFOLDING	METALTECH BAKER TYPE SCAFFOLDING*; I-CISC, I-CISCH1, I-CISCTP, I-CISCPY, I-CISCMT, I-CAISC, I-CISCDW AND I-BMSS
COMPLIANCE	CSA S269.2-16 AND OSHA 1926.452(W)
MODEL	**I-CNG**
UPC	**778300006083**

†All trademarks listed above, including DeWalt, Makita, Milwaukee, Porter Cable, Black & Decker, Bosch, Stanley and Ridgid are the property of their respective owners. Neither Metaltech nor its products are in any way affiliated with, authorized with or have been tested, certified or approved by any of the companies or trademarks listed above, including for use with any of these companies' batteries.

PATENT PENDING

*The Climb-N-Go® has been specifically designed for use with Metaltech Baker type scaffolds and not with other brands.

iNFO

CAN BE POWERED WITH 6 BATTERY BRANDS†

MULTIDIRECTIONAL JOYSTICK CONTROL

CAN BE INSTALLED ON ALL METALTECH BAKER TYPE SCAFFOLDS

MULTI-FUNCTION WORKBENCH

5-IN-1

5 IN 1

500 lb LOAD CAPACITY

9.9' REACH

ASSEMBLED DIMENSIONS (W X D X H)	56.5 X 29.25 X 37.5 IN. (143.5 X 74.30 X 95.3 CM)
PACKAGE DIMENSIONS (W X D X H)	60 X 4 X 30.5 IN. (152.4 X 10.2 X 77.5 CM)
WEIGHT	98.8 LB (44.8 KG)
LOAD CAPACITY	SCAFFOLDING: 500 LB (227 KG). Combined weight of user + materials. STORAGE SHELF: 200 LB (90.7 KG) distributed weight.
WORKING HEIGHTS	19.5 TO 37.25 IN. (49.5 TO 94.5 CM). 2 in. (5 cm) increment adjustable heights
REACH	9.9 FT (3.01 M)
FINISH	POWDER COATED
STRUCTURE	1.5 IN. (3.8 CM) SQUARE TUBE. 16 GAUGE STEEL
CASTERS	5 IN. (13 CM) DOUBLE LOCKING HEAVY DUTY
REPLACEMENT PARTS	SEE PAGES 140 TO 142
STANDARDS AND COMPLIANCE	ANSI, CSA AND OSHA – STATEMENT OF TSCA TITLE VI COMPLIANCE
MODEL	**I-SB3M**
UPC	**778300005369**

MULTI-FUNCTION WORKBENCH

iNFO

TOOL BIN ORGANIZERS

MATERIAL SUPPORT

POWER CORD HOLDER

GET THE **METALTECH APP**

JOBSITE SERIES™ 6'

850 lb LOAD CAPACITY

12' REACH

ASSEMBLED DIMENSIONS (W X D X H)	75 X 30.5 X 78.25 IN. (190.5 X 77.5 X 198.8 CM)
PACKAGE DIMENSIONS (W X D X H)	76.75 X 31 X 6.75 IN. (195 X 78.7 X 17.2 CM)
WEIGHT	135.5 LB (61.5 KG)
LOAD CAPACITY	850 LB (385 KG) Combined weight of user + materials. 300 lb (136 kg) per platform
WORKING HEIGHTS	13 - 25 - 37 - 49 - 61 - 73 IN. (33 - 63.5 - 94 - 124.5 - 155 - 185.5 CM)
REACH	12 FT (3.7 M). Stackable up to 2 units high for 18 ft (5.5 m) reach
FINISH	POWDER COATED
PLATFORMS	3 ANTI-SLIP. 14 GAUGE STEEL.
STRUCTURE	1.5 IN. (3.8 CM) ROUND TUBE. 16 GAUGE STEEL
CASTERS	5 IN. (13 CM) DOUBLE LOCKING HEAVY DUTY
REPLACEMENT PARTS	SEE PAGES 140 TO 142
STANDARDS	ANSI, CSA AND OSHA
MODEL	**I-IRC**
UPC	**778300400157**

iNFO

STACKABLE UP TO 12' (3.7 M)
Easily stackable up to two units high in order to reach a range of 18' (5.5 m).

EASY STORAGE
Folds flat for compact storage and transport

TWO-MINUTE ASSEMBLY
No tools required.

STANDARDS: ANSI OSHA CSA

OPTIONS



DESCRIPTION	SET OF 4 OUTRIGGERS WITH CASTERS	GUARDRAILS SYSTEM	36" HIGH EXTENSION
ASSEMBLED DIMENSIONS (W X D X H)	25 X 3.5 X 23 IN. (63.5 X 8.9 X 58.4 CM)	70.5 X 30.5 X 44.25 IN. (179.1 X 77.5 X 112.4 CM)	75 X 30.5 X 36 IN. (190.5 X 77.5 X 91.4 CM)
PACKAGE DIMENSIONS (W X D X H)	27 X 26.25 X 4.5 IN. (66.6 X 66.8 X 11.4 CM)	N/A	76.75 X 31 X 6.75 IN. (195 X 78.7 X 17.2 CM)
WEIGHT	39.76 LB (18 KG)	50 LB (22.7 KG)	114 LB (51.7 KG)
INCLUDED IN THE BOX	4 OUTRIGGERS, 4 CASTERS*	2 GUARDRAILS, 4 CHAINS, 4 ADAPTERS	3 ANTI-SLIP PLATFORMS, 1 SCAFFOLDING STRUCTURE
COMPATIBLE WITH	I-IRC	I-IRC	I-IRC
MODEL	I-IRO4	I-IRGR	I-IREX3
UPC	778300411153	778300410101	778300412938

*5 IN. (13 CM) DOUBLE LOCKING HEAVY DUTY

DESCRIPTION	TOOL SHELF
ASSEMBLED DIMENSIONS (W X D X H)	30.25 X 20 X 2.75 IN. (76.8 X 50.8 X 6.7 CM)
PACKAGE DIMENSIONS (W X D X H)	31.25 X 20.75 X 9.25 IN. (79.4 X 52.7 X 23.5 CM)
WEIGHT	5.5 LB (2.5 KG)
INCLUDED IN THE BOX	1 TOOL SHELF
COMPATIBLE WITH	I-CISC, I-CISCTP, I-CISCPY, I-CAISC, I-CISCH1, I-CISCAS I-CISCDW, AND I-IRC
MODEL	I-CISTR
UPC	778300000463

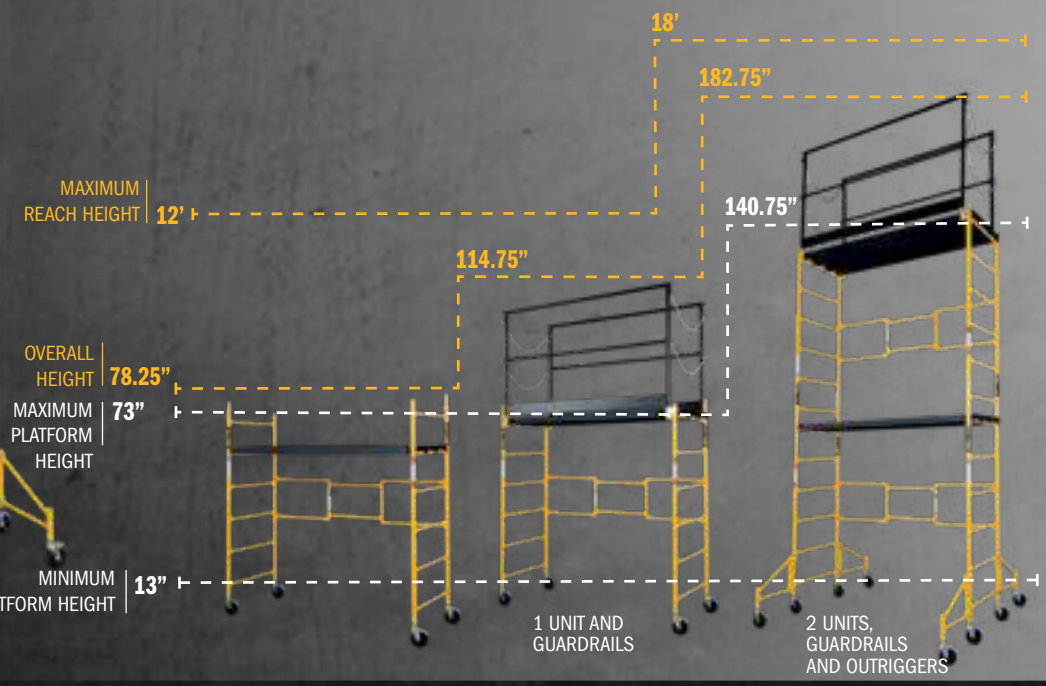

JOBSITE SERIES™

GET THE METALTECH APP

JOBSITE SERIES™ 5'

FOLD AWAY TOOL SHELF

900 lb LOAD CAPACITY

10' REACH

ASSEMBLED DIMENSIONS (W X D X H) WITH TOOL SHELF OPENED	50.5 X 31 X 76.5 IN. (128.3 X 78.7 X 194.3 CM)
PACKAGE DIMENSIONS (W X D X H)	44 X 23 X 7.5 IN. (111.8 X 58.4 X 19.1 CM)
WEIGHT	77 LB (35 KG)
LOAD CAPACITY	900 LB (408 KG) Combined weight of user + materials. 450 lb (204 kg) per platform
WORKING HEIGHTS	11.5 - 25 - 36.5 - 48 IN. (29 - 64 - 93 - 122 CM)
REACH	10 FT (3 M)
FINISH	POWDER COATED
PLATFORM	2 ANTI-SLIP AND 1 STEP BAR. 14 GAUGE STEEL.
STRUCTURE	1.25 IN. (3.2 CM) OUTSIDE DIAMETER. 16 GAUGE STEEL
CASTERS	5 IN. (13 CM) DOUBLE LOCKING HEAVY DUTY
REPLACEMENT PARTS	SEE PAGES 140 TO 142
STANDARDS	ANSI, CSA AND OSHA
MODEL	**I-IMIS**
UPC	**778300100019**

iNFO

TRANSPORT
Use it as a cart to haul your equipment and heavy loads to and from job sites. 900 lb (408 kg) capacity.

TOOL SHELF & SAFETY RAIL
Safety rail to hold on to, for stability. Convenient fold away tool shelf for paint can, bucket, screws, nails and tools.

WORKBENCH
Multi-level working area. Adjust platforms up to the desired level for a comfortable workplace.

JOBSITE SERIES™ 4' DELUXE

FOLD AWAY TOOL SHELF

9' REACH

500 lb LOAD CAPACITY

ASSEMBLED DIMENSIONS (W X D X H) WITH TOOL SHELF OPENED	49.5 X 22.5 X 57.75 IN. (125.7 X 57.2 X 146.7 CM)
PACKAGE DIMENSIONS (W X D X H)	43.25 X 24 X 4.5 IN. (109.9 X 61 X 11.4 CM)
WEIGHT	65 LB (29.5 KG)
LOAD CAPACITY	500 LB (227 KG) Combined weight of user + materials. 250 lb (113 kg) per platform
WORKING HEIGHTS	10 - 21.5 - 33 IN. (25 - 55 - 84 CM)
REACH	9 FT (2.75 M)
FINISH	POWDER COATED
PLATFORMS	2 ANTI-SLIP AND 1 STEP BAR. 14 GAUGE STEEL.
STRUCTURE	1 IN. (2.5 CM) OUTSIDE DIAMETER. 16 GAUGE STEEL
CASTERS	4 IN. (10 CM) DOUBLE LOCKING HEAVY DUTY
REPLACEMENT PARTS	SEE PAGES 140 TO 142
STANDARDS	ANSI, CSA AND OSHA
MODEL	**I-IMCNDX**
UPC	**778300100392**

iNFO

TOOL SHELF & SAFETY RAIL
Safety rail to hold on to, for stability. Convenient fold away tool shelf for paint can, bucket, screws, nails and tools.

RUNNING BOARD
Easy access to decks.

UTILITY HOOKS
Great to hang extensions and hoses.

JOBSITE SERIES™ 4'

SAFETY RAIL & TOOL SHELF

FOLD AWAY TOOL SHELF

500lb LOAD CAPACITY

9' REACH

ASSEMBLED DIMENSIONS (W X D X H) WITH TOOL SHELF OPENED	**49.5 X 22.5 X 57.75 IN. (125.7 X 57.2 X 146.7 CM)**
PACKAGE DIMENSIONS (W X D X H)	43.25 X 24 X 4.5 IN. (109.9 X 61 X 11.4 CM)
WEIGHT	59 LB (26.8 KG)
LOAD CAPACITY	500 LB (227 KG) Combined weight of user + materials. 250 lb (113 kg) per platform
WORKING HEIGHTS	10 - 21.5 - 33 IN. (25 - 55 - 84 CM)
REACH	9 FT (2.75 M)
FINISH	POWDER COATED
PLATFORM	2 ANTI-SLIP. 14 GAUGE STEEL.
STRUCTURE	1 IN. (2.5 CM) OUTSIDE DIAMETER. 16 GAUGE STEEL
CASTERS	4 IN. (10 CM) DOUBLE LOCKING HEAVY DUTY
REPLACEMENT PARTS	SEE PAGES 140 TO 142
STANDARDS	ANSI, CSA AND OSHA
MODEL	**I-IMCNT**
UPC	**778300100224**

iNFO

TOOL SHELF & SAFETY RAIL
Safety rail to hold on to, for stability. Convenient fold away tool shelf for paint can, bucket, screws, nails and tools.

TRANSPORT
Use it as a cart to haul your equipment and heavy loads to and from job sites. 500 lb (227 kg) capacity.

WORKBENCH
Multi-level working area. Adjust platforms up to the desired level for a comfortable workplace.

JOBSITE SERIES™ 4'
TOOL SHELF

FOLD AWAY TOOL SHELF

9' REACH

500 lb LOAD CAPACITY

ASSEMBLED DIMENSIONS (W X D X H) WITH TOOL SHELF OPENED	49.5 X 22.5 X 45.75 IN. (125.7 X 57.2 X 116.2 CM)
PACKAGE DIMENSIONS (W X D X H)	43.25 X 24 X 4.5 IN. (109.9 X 61 X 11.4 CM)
WEIGHT	48.5 LB (22 KG)
LOAD CAPACITY	500 LB (227 KG) Combined weight of user + materials. 250 lb (113 kg) per platform
WORKING HEIGHTS	10 - 21.5 - 33 IN. (25 - 55 - 84 CM)
REACH	9 FT (2.75 M)
FINISH	POWDER COATED
PLATFORMS	2 ANTI-SLIP. 14 GAUGE STEEL.
STRUCTURE	1 IN. (2.5 CM) OUTSIDE DIAMETER. 16 GAUGE STEEL
CASTERS	4 IN. (10 CM) DOUBLE LOCKING HEAVY DUTY
REPLACEMENT PARTS	SEE PAGES 140 TO 142
STANDARDS	ANSI, CSA AND OSHA
MODEL	**I-IMCNAT**
UPC	**778300100385**

iNFO

TRANSPORT
Use it as a cart to haul your equipment and heavy loads to and from job sites. 500 lb (227 kg) capacity.

WORKBENCH
Multi-level working area. Adjust platforms up to the desired level for a comfortable workplace

TOOL SHELF
Convenient fold away tool shelf for paint can, bucket, screws, nails and tools.

GET THE **METALTECH APP**

JOBSITE SERIES™ 4'
BASIC MINI

500 lb LOAD CAPACITY

9' REACH

ASSEMBLED DIMENSIONS (W X D X H)	41 X 22.5 X 45.75 IN. (104.1 X 57.2 X 116.2 CM)
PACKAGE DIMENSIONS (W X D X H)	43.25 X 24 X 3.75 IN. (109.9 X 61 X 9.5 CM)
WEIGHT	50 LB (22.7 KG)
LOAD CAPACITY	500 LB (227 KG) Combined weight of user + materials. 250 lb (113 kg) per platform
WORKING HEIGHTS	10 - 21.5 - 33 IN. (25 - 55 - 84 CM)
REACH	9 FT (2.75 M)
FINISH	POWDER COATED
PLATFORMS	2 ANTI-SLIP. 14 GAUGE STEEL.
STRUCTURE	1 IN. (2.5 CM) OUTSIDE DIAMETER. 16 GAUGE STEEL
CASTERS	4 IN. (10 CM) DOUBLE LOCKING HEAVY DUTY
REPLACEMENT PARTS	SEE PAGES 140 TO 142
STANDARDS	ANSI, CSA AND OSHA
MODEL	**I-IMCN**
UPC	**778300100200**

iNFO

TRANSPORT
Use it as a cart to haul your equipment and heavy loads to and from job sites. 500 lb (227 kg) capacity.

WORKBENCH
Multi-level working area. Adjust platforms up to the desired level for a comfortable workplace

EASY STORAGE
Folds flat for compact storage and transport

JOBSITE SERIES™ DRYWALL & PANEL HOIST

11' MAX HEIGHT

150 lb LOAD CAPACITY

ASSEMBLED DIMENSIONS (W X D X H)	58 X 48.5 X 57 IN. (147.3 X 123.2 X 144.7 CM)
PACKAGE DIMENSIONS (W X D X H)	50.5 X 19.25 X 7.5 IN. (128.5 X 48.9 X 18.9 CM)
WEIGHT	95 LB (43.1 KG)
LOAD CAPACITY	150 LB (68 KG)
MAXIMUM HEIGHT	11 FT (3.35 M)
LOADING HEIGHT	34 IN. (86 CM)
MAXIMUM PANEL SIZE	4 X 16 FT (1.22 X 4.87 M)
CABLE	HIGH TENSILE 1/8" CABLE (0.3 CM)
CASTERS	5 IN. (13 CM) DOUBLE LOCKING HEAVY DUTY
REPLACEMENT PARTS	SEE PAGES 140 TO 142
MODEL	**I-IDPL**
UPC	**778300002061**

iNFO



CRADLE TILTS
Cradle tilts for sloped ceiling or vertical wall installations. 34" (86 cm) loading height.

CASTERS
Three 5" (13 cm) double lock heavy duty swivel casters.

FAST ACTION WINCH
Fast action single stage winch with silent cam lock brake.

JOBSITE SERIES™

iNFO

* Made-to-order. The product is currently not a stocked item.

DESCRIPTION	STORAGE & TRANSPORT CART*
DIMENSIONS	23.25 X 18.75 X 47.75 IN. (59.1 X 47.6 X 121.9 CM)
WEIGHT	47 LB (21.3 KG)
FINISH	POWDER COATED
COMPATIBLE	I-IDPL, I-BMDPL
MODEL	**I-SCDPL**
UPC	**778300003723**

DESCRIPTION	PANEL HOIST WITH TRANSPORT CART*
DIMENSIONS	48.75 X 25.25 X 25.75 IN. (123.8 X 64.1 X 65.4 CM)
WEIGHT	142 LB (64.4 KG)
FINISH	POWDER COATED
INCLUDED	I-IDPL, I-SCDPL
MODEL	**I-IDPLK**
UPC	**778300003785**

GET THE **METALTECH APP**

JOBSITE SERIES™ DRYWALL STILTS

225 lb
LOAD CAPACITY

	18-30 IN. DRYWALL STILTS	24-40 IN. DRYWALL STILTS
ASSEMBLED DIMENSIONS (1 STILT) (WXDXH)	12.5 X 6 X 38 IN. (31.8 X 15.2 X 96.5 CM)	12.5 X 6 X 44 IN. (31.8 X 15.2 X 111.8 CM)
PACKAGE DIMENSIONS (2 STILTS) (WXDXH)	13 X 8.25 X 26.25 IN. (33 X 21 X 66.7 CM)	13 X 8.25 X 30.5 IN. (33 X 21 X 77.5 CM)
ADJUSTABLE HEIGHTS	18 UP TO 30 IN. (46 up to 76 cm) 2 in. (5 cm) increment adjustable heights.	24 UP TO 40 IN. (61 cm up to 1.02 m) 2 in. (5 cm) increment adjustable heights.
MAXIMUM REACH*	9 FT 3 IN. (2.82 M)	10 FT (3.5 M)
MATERIAL	ANODIZED ALUMINUM	ANODIZED ALUMINUM
WEIGHT (1 STILT)	7.1 LB (3.2 KG)	8.1 LB (3.7 KG)
LOAD CAPACITY	225 LB (102 KG)	225 LB (102 KG)
REPLACEMENT PARTS	SEE PAGES 140 TO 142	SEE PAGES 140 TO 142
MODEL	**I-IDS1830**	**I-IDS2440**
UPC	**778300006854**	**778300006908**

*Calculated with a 5'9" (1.75 m) person with a vertical 12" (30 cm) reach

iNFO

ADJUSTABLE
Adjustable heights.

DUAL SPRING ACTION
For more flexibility and natural walking feel

CONTACT GRIP
One piece rubber outsole

ALU SERIES™ 6’ BAKER

iNFO

MULTI PURPOSE
Suitable and safe for all types of interior work. Each end can adjust separately to be used on both level surfaces and stairways.

STACKABLE UP TO 12’ (3.7 M)
Easily stackable up to two units high in order to reach a range of 18’ (5.5 m).

QUICK AND EASY HEIGHT ADJUSTMENT
Platform height adjusts at 2” (5 cm) increments from 26.75 to 73 in. (67.9 to 185 m). Double prong spring-loaded locking mechanism.

NEW
CLIMB-N-GO®
MOTORIZED SYSTEM

SEE IT ON PAGE 54

700 lb LOAD CAPACITY

12’ REACH

ASSEMBLED DIMENSIONS (WXDXH)	74 X 30.75 X 74.5 IN. (187.7 X 78.2 X 189.5 CM)
PACKAGE DIMENSIONS (WXDXH)	74.75 X 30.25 X 6.25 IN. (189.7 X 76.9 X 16 CM)
WEIGHT	85 LB (38.6 KG)
LOAD CAPACITY	700 LB (318 KG). Combined weight of user + materials
WORKING HEIGHTS	FROM 26.75 TO 73 IN. (67.9 TO 185 CM). 2 in. (5 cm) increment adjustable heights
REACH	12 FT (3.7 M). Stackable up to 3 units high for 24 ft (7.4 m) reach
FINISH	ANODIZED ALUMINUM
PLATFORM	ANTI-SLIP AIRCRAFT GRADE ALUMINUM ALLOY 6063
STRUCTURE	1.5 IN. (3.8 CM) SQUARE TUBE. AIRCRAFT GRADE ALUMINUM ALLOY 6063
CASTERS	5 IN. (13 CM) DOUBLE LOCKING HEAVY DUTY
REPLACEMENT PARTS	SEE PAGES 140 TO 142
STANDARDS	ANSI, CSA AND OSHA
MODEL	**I-CAISC**
UPC	**778300220106**

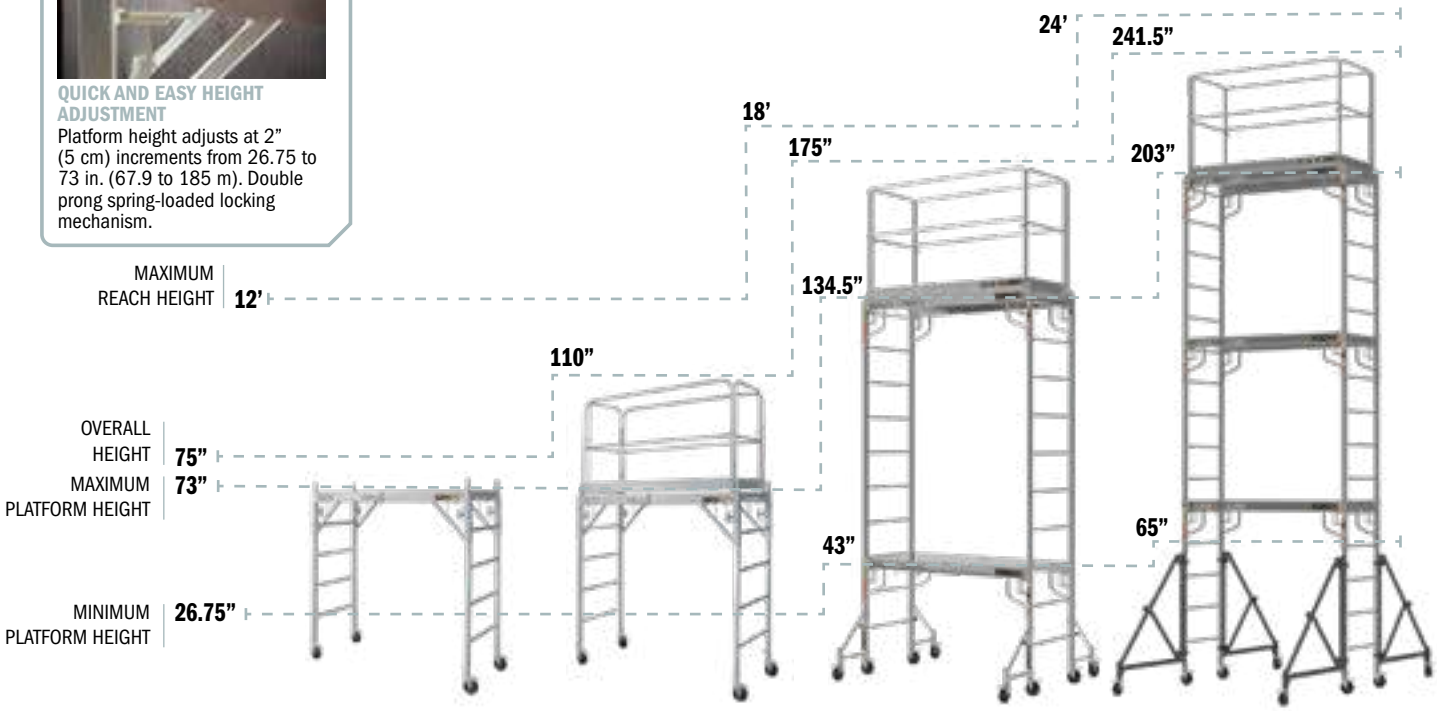

1 UNIT AND GUARDRAILS

2 UNITS, GUARDRAILS AND OUTRIGGERS

3 UNITS, GUARDRAILS AND OUTRIGGERS

STANDARDS: ANSI OSHA CSA

OPTIONS

DESCRIPTION	ALUMINUM GUARDRAILS SYSTEM	TOOL SHELF	SCAFFLOCK™ SAFETY BRAKES
ASSEMBLED DIMENSIONS (WXDXH)	69.75 X 28.75 X 43.75 IN. (177.3 X 73.5 X 111.3 CM)	30.25 X 20 X 2.75 IN. (76.8 X 50.8 X 6.7 CM)	29.25 X 7.5 X 72 IN. (74.3 X 19.2 X 188.9 CM)
PACKAGE DIMENSIONS (WXDXH)	46 X 31.5 X 5 IN. (116.8 X 80 X 11.4 CM)	31.25 X 20.75 X 9.25 IN. (79.4 X 52.7 X 23.5 CM)	36 X 5.25 X 5.25 IN. (91.4 X 13.3 X 13.3 CM)
WEIGHT	26.5 LB (12 KG)	5.5 LB (2.5 KG)	25.79 LB (11.69 KG)
INCLUDED IN THE BOX	2 GUARDRAILS WITH GATES, 4 TOGGLE PINS	1 TOOL SHELF	2 SAFETY BRAKES
COMPATIBLE WITH	I-CAISC, I-CISC, I-CISCTP, I-CISCH1, I-CISCAS, I-CISCDW, I-CISCMT AND I-BMSS	I-CISC, I-CISCTP, I-CISCPY, I-CAISC, I-CISCH1, I-CISCAS, I-CISCDW, I-CISCMT AND I-IRC	I-CISC, I-CISCTP, I-CAISC, I-CISCPY, I-CISCH1, I-CISCAS, I-CISCDW, I-CISCMT AND I-BMSS
MODEL	I-CAISCGR	I-CISTR	I-ISL
UPC	778300620012	778300000463	778300001552

DESCRIPTION	SET OF 4 BASE PLATES	SET OF 4 LEVELING JACKS	SET OF 14" OUTRIGGERS	SET OF 46" OUTRIGGERS
ASSEMBLED DIMENSIONS (WXDXH)	4.75 X 4.75 X 4.75 IN. (12 X 12 X 12 CM)	9.5 X 5.5 X 12.25 IN. (23.6 X 13.5 X 31 CM)	24 X 4.5 X 27.25 IN. (61 X 11.4 X 69.2 CM)	51.5 X 4 X 52.25 IN. (130.81 X 101.6 X 132.72 CM)
PACKAGE DIMENSIONS (WXDXH)	11 X 5.25 X 5.5 IN. (27.8 X 13.3 X 13.8 CM)	13 X 13 X 8 IN. (33.6 X 33.2 X 20.4 CM)	27 X 27 X 4 IN. (68.9 X 68.9 X 10.2 CM)	64 X 15.5 X 6 IN. (162.56 X 39.4 X 15.2 CM)
ADJUSTABLE	N/A	UP TO 6 IN. (15 CM)*	N/A	ANGLE 90° OR 45°
WEIGHT	10.1 LB (4.6 KG)	24.2 LB (11 KG)	32 LB (14.5 KG)	104 LB (47.3 KG)
INCLUDED IN THE BOX	4 BASE PLATES, 4 LOCKING PINS	4 LEVELING JACKS	4 OUTRIGGERS, 4 CASTERS**, 4 LOCKING PINS	4 OUTRIGGERS, 4 CASTERS**, 8 LOCKING PINS
COMPATIBLE WITH	I-CISC, I-CISCTP, I-CAISC, I-CISCPY, I-CISCH1, I-CISCAS, I-CISCDW, I-CISCMT, I-CISCWB AND I-BMSSS	I-CISC, I-CISCTP, I-CAISC, I-CISCH1, I-CISCAS, I-CISCDW, I-CISCMT, I-CISCWB AND I-BMSS	I-CAISC	I-CISC, I-CISCTP, I-CAISC, I-CISCH1, I-CISCAS, I-CISCDW, I-CISCMT, I-CISCPY AND I-BMSS
MODEL	I-IBBF4	I-IBSJP12H4	I-CAIS04	I-BMS04TT
UPC	778300001699	778300001644	778300620166	778300003792

*ALWAYS USE IN CONFORMITY WITH LOCAL OR NATIONAL LEGISLATION WHICH APPLIES.
**5 IN. (13 CM) DOUBLE LOCKING HEAVY DUTY.

GET THE METALTECH APP

ALU SERIES™ 6'

700 lb LOAD CAPACITY

12' REACH

ASSEMBLED DIMENSIONS (W X D X H)	58.25 X 30.25 X 72.5 IN. (148 X 76.8 X 184.2 CM)
PACKAGE DIMENSIONS (W X D X H)	67.75 X 30.5 X 6.75 IN. (172.1 X 77.5 X 17.2 CM)
WEIGHT	60.8 LB (27.6 KG)
LOAD CAPACITY	700 LB (318 KG). Combined weight of user + materials
WORKING HEIGHTS	11.75 - 23.5 - 35.5 - 47.25 - 59 - 70.75 IN. (30 - 60 - 90 - 120 - 150 - 180 CM)
REACH	12 FT (3.7 M)
FINISH	ANODIZED ALUMINUM
PLATFORMS	3 ANTI-SLIP. AIRCRAFT GRADE ALUMINUM ALLOY 6063
STRUCTURE	1.5 IN. (3.8 CM) OUTSIDE DIAMETER. AIRCRAFT GRADE ALUMINUM ALLOY 6063
CASTERS	5 IN. (13 CM) DOUBLE LOCKING HEAVY DUTY
REPLACEMENT PARTS	SEE PAGES 140 TO 142
STANDARDS	ANSI, CSA AND OSHA
MODEL	**I-CAIRC**
UPC	**778300420155**

iNFO

LIGHTWEIGHT
This aluminum scaffolding offers all the benefits of our steel models, but is lighter and corrosion resistant.

TRANSPORT
Use it as a cart to haul your equipment and heavy loads to and from job sites. 700 lb (318 KG) capacity.

EASY STORAGE
Folds flat for compact storage and transport

ALU SERIES™ 4'

9' REACH

600 lb LOAD CAPACITY

ASSEMBLED DIMENSIONS (W X D X H)	42.25 X 22.25 X 47.75 IN. (107.3 X 56.5 X 121.4 CM)
PACKAGE DIMENSIONS (W X D X H)	43.75 X 22.5 X 4.75 IN. (111 X 57.2 X 12.1 CM)
WEIGHT	35.2 LB (16 KG)
LOAD CAPACITY	600 LB (272 KG). Combined weight of user + materials
WORKING HEIGHTS	9.5 – 21.25 – 33 IN. (24 - 54 - 84 CM)
REACH	9 FT (2.75 M)
FINISH	ANODIZED ALUMINUM
PLATFORMS	2 ANTI-SLIP. 14 GAUGE STEEL
STRUCTURE	1.2 IN. (3.05 CM) OUTSIDE DIAMETER. AIRCRAFT GRADE ALUMINUM ALLOY 6063
CASTERS	4 IN. (10 CM) DOUBLE LOCKING HEAVY DUTY
REPLACEMENT PARTS	SEE PAGES 140 TO 142
STANDARDS	ANSI, CSA AND OSHA
MODEL	**I-IMAC**
UPC	**778300100408**

iNFO

TRANSPORT
Use it as a cart to haul your equipment and heavy loads to and from job sites. 600 lb (272 KG) capacity.

LIGHTWEIGHT
This aluminum scaffolding offers all the benefits of our steel models, but is lighter and corrosion resistant.

EASY STORAGE
Folds flat for compact storage and transport

GET THE **METALTECH APP**

INDUSTRIAL AND DRYWALL

BUILDMAN® GRADE

BuildMan® Grade Scaffold work platforms and panel carts boast higher capacities and more stability than other brands on the market. With larger and higher capacity casters, bigger and thicker steel components and more features, BuildMan® grade is the choice for professional and industrial users that require more stability, ease of use and larger casters to easily roll over obstacles.

- **HEAVY DUTY**
- **HIGHER CAPACITY**
- **BIGGER CASTERS**

METALTECH
BUILT TOUGH FOR SAFETY
METALTECH®

BUILDMAN® 6’ DRYWALL BAKER

SAFECLIMB™ PLATFORM

BUILDMAN® GRADE

iNFO

MULTI PURPOSE
Suitable and safe for all types of interior work. Each end can adjust separately to be used on both level surfaces and stairways.

QUICK AND EASY HEIGHT ADJUSTMENT
Platform height adjusts at 2” (5 cm) increments from 29” to 71.5” (73.7 to 181.6 cm). Double prong spring-loaded locking mechanism.

STACKABLE UP TO 18’ (5.5 M)
Easily stackable up to three units high in order to reach a range of 24’ (7.4 m).

NEW
CLIMB-N-GO®
MOTORIZED SYSTEM

SEE IT ON PAGE 54

1,500 lb LOAD CAPACITY

12’ REACH

COMPATIBLE WITH:
BILJAX, BUFFALO, WERNER, UST AND METALTECH BAKER*

ASSEMBLED DIMENSIONS (W X D X H)	**75.75 X 31 X 76 IN. (192.4 X 78.7 X 193 CM)**
PACKAGE DIMENSIONS (W X D X H)	76.25 X 34.5 X 7 IN. (193.7 X 87.6 X 17.8 CM)
WEIGHT	165 LB (74.8 KG)
LOAD CAPACITY	1,500 LB (680 KG). Combined weight of user + materials
WORKING HEIGHTS	FROM 29 TO 71.5 IN. (73.7 TO 181.6 CM). 2 in. (5 cm) increment adjustable heights
REACH	12 FT (3.7 M). Stackable up to 3 units high for 24 ft (7.4 m) reach
FINISH	POWDER COATED
PLATFORM	SLIP-RESISTANT PLYWOOD DECK WITH TRAPDOOR
STRUCTURE	1.75 IN. (4.5 CM) SQUARE TUBE. 16 GAUGE STEEL
CASTERS	6 IN. (15 CM) DOUBLE LOCKING HEAVY DUTY, NON-MARKING
REPLACEMENT PARTS	SEE PAGES 140 TO 142
STANDARDS AND COMPLIANCE	ANSI, CSA AND OSHA — STATEMENT OF TSCA TITLE VI COMPLIANCE
MODEL	**I-BMSS**
UPC	**778300100057**

* All trademarks and registered trademarks listed above are the property of their respective owners.

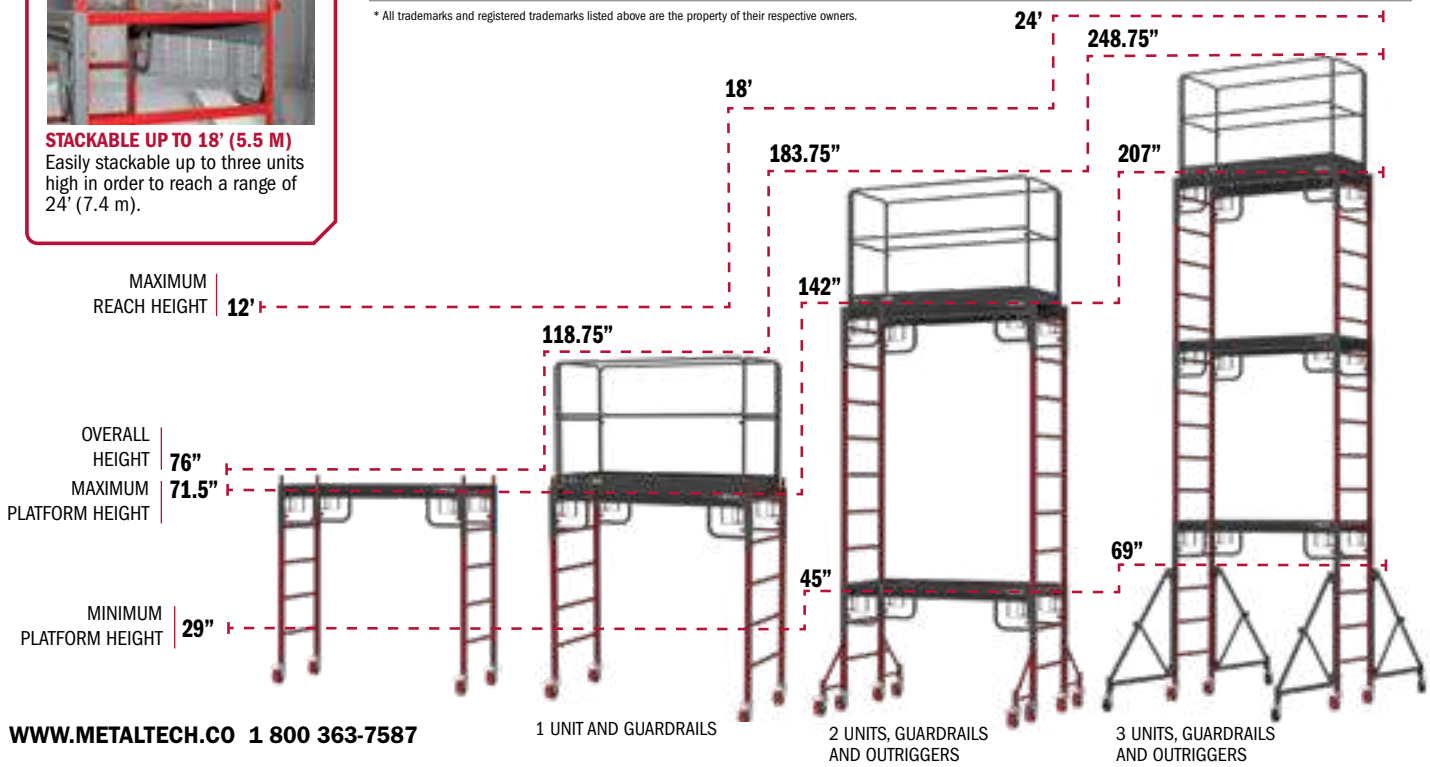

STANDARDS: ANSI OSHA CSA

OPTIONS

DESCRIPTION	GUARDRAILS SYSTEM	39" HIGH EXTENSION	SCAFFLOCK™ SAFETY BRAKES
ASSEMBLED DIMENSIONS (WXDXH)	69.75 X 29.25 X 44.5 IN. (177.2 X 74.3 X 113 CM	74.25 X 30.75 X 39.75 IN. (188.6 X 78.1 X 101 CM)	29.25 X 7.5 X 72 IN. (74.3 X 19.2 X 188.9 CM)
PACKAGE DIMENSIONS (WXDXH)	46 X 31.25 X 4.5 IN. (116.8 X 79.4 X 11.4 CM)	78 X 34.25 X 4.5 IN. (198.1 X 87 X 11.4 CM)	36 X 5.25 X 5.25 IN. (91.4 X 13.3 X 13.3 CM)
WEIGHT	59 LB (26.8 KG)	88.8 LB (40.3 KG)	25.79 LB (11.69 KG)
INCLUDED IN THE BOX	2 GUARDRAILS WITH GATES, 4 TOGGLE PINS	2 SIDE FRAMES, 2 BRACES, 8 LOCKING PINS	2 SAFETY BRAKES
COMPATIBLE WITH	I-CISC, I-CAISC, I-CISCTP, I-CISCH1, I-CISCAS, I-CISCDW, I-CISCMT AND I-BMSS	I-CISC, I-CISCTP I-CISCH1, I-CISCAS, I-CISCDW, I-CISCMT AND I-BMSS	I-CISC, I-CISCTP, I-CAISC, I-CISCPY, I-CISCH1, I-CISCAS, I-CISCDW AND I-BMSS
MODEL	I-BMSGRJP	I-BMSSEX	I-ISL
UPC	778300001828	778300001323	778300001552

DESCRIPTION	SET OF 4 BASE PLATES	SET OF 4 LEVELING JACKS	SET OF 14" OUTRIGGERS	SET OF 46" OUTRIGGERS
ASSEMBLED DIMENSIONS (WXDXH)	4.75 X 4.75 X 4.75 IN. (12 X 12 X 12 CM)	9.5 X 5.5 X 12.25 IN. (23.6 X 13.5 X 31 CM)	21.5 X 4 X 26.5 IN. (54.6 X 10.2 X 67.3 CM)	51.5 X 4 X 52.25 IN. (130.81 X 101.6 X 132.72 CM)
PACKAGE DIMENSIONS (WXDXH)	11 X 5.25 X 5.5 IN. (27.8 X 13.3 X 13.8 CM)	13 X 13 X 8 IN. (33.6 X 33.2 X 20.4 CM)	23.5 X 16.75 X 8.25 IN. (59.7 X 42.5 X 21 CM)	64 X 15.5 X 6 IN. (162.56 X 39.4 X 15.2 CM)
ADJUSTABLE	N/A	UP TO 6 IN. (15 CM)*	N/A	ANGLE 90° OR 45°
WEIGHT	10.1 LB (4.6 KG)	24.2 LB (11 KG)	52 LB (23.6 KG)	104 LB (47.3 KG)
INCLUDED IN THE BOX	4 BASE PLATES, 4 LOCKING PINS	4 LEVELING JACKS	4 OUTRIGGERS, 4 CASTERS**, 12 LOCKING PINS	4 OUTRIGGERS, 4 CASTERS***, 8 LOCKING PINS
COMPATIBLE WITH	I-CISC, I-CISCTP, I-CAISC, I-CISCPY, I-CISCWB, I-CISCH1, I-CISCAS, I-CISCDW AND I-BMSS	I-CISC, I-CISCTP, I-CAISC, I-CISCH1, I-CISCWB, I-CISCAS, I-CISCDW AND I-BMSS	I-BMSS	I-CISC, I-CISCTP, I-CAISC, I-CISCH1, I-CISCAS, I-CISCDW, I-CISCMT, I-CISCPY AND I-BMSS
MODEL	I-IBBF4	I-IBSJP12H4	I-BMS04	I-BMS04TT
UPC	778300001699	778300001644	778300100262	778300003792

* ALWAYS USE IN CONFORMITY WITH LOCAL OR NATIONAL LEGISLATION WHICH APPLIES.

**6 IN. (15 CM) DOUBLE LOCKING HEAVY DUTY.

***5 IN. (13 CM) DOUBLE LOCKING HEAVY DUTY.

BUILDMAN® GRADE

GET THE **METALTECH APP**

BUILDMAN® 6’

1,000 lb LOAD CAPACITY

12’ REACH

ASSEMBLED DIMENSIONS (W X D X H)	**59.25 X 30 X 74 IN. (150.5 X 76.2 X 188 CM)**
PACKAGE DIMENSIONS (W X D X H)	70 X 31.25 X 6 IN. (177.8 X 79.4 X 15.2 CM)
WEIGHT	115 LB (52.3 KG)
LOAD CAPACITY	1,000 LB (454 KG) Combined weight of user + materials. Large platforms: MAX. 375 lb (170 kg) / Small platform: MAX. 250 lb (113 kg)
WORKING HEIGHTS	11.75 - 23.75 - 35.75 - 47.75 - 59.75 - 71.75 IN. (29.9 - 60.3 - 90.8 - 121.3 - 151.8 - 182.3 CM)
REACH	12 FT (3.7 M). Stackable up to 2 units high for 18 ft (5.5 m) reach
FINISH	POWDER COATED
PLATFORMS	3 ANTI-SLIP. 14 GAUGE STEEL
STRUCTURE	1.5 IN. (3.8 CM) ROUND TUBE. 16 GAUGE STEEL
REPLACEMENT PARTS	SEE PAGES 140 TO 142
CASTERS	5 IN. (13 CM) DOUBLE LOCKING HEAVY DUTY
STANDARDS	ANSI, CSA AND OSHA
MODEL	**I-BM6S**
UPC	**778300100064**

BUILDMAN® GRADE

iNFO

TWO-MINUTE ASSEMBLY
No tools required.

EASY STORAGE
Folds flat for compact storage and transport

TRANSPORT
Use it as a cart to haul your equipment and heavy loads to and from job sites. 1,000 lb (454 kg) capacity.

OPTIONS

BUILDMAN®
GUARDRAILS AND OUTRIGGERS
COMPLETE SYSTEM

PACKAGE DIMENSIONS (W X D X H)	55.5 X 43.5 X 3.5 IN. (140.5 X 110.5 X9 CM)
WEIGHT	114.6 LB (52 KG)
INCLUDED IN THE BOX	2 GUADRAIL PANELS, 4 OUTRIGGERS, 4 CASTERS, 4 COUPLING PINS, 20 LOCKING PINS, 8 KNOBS, 4 PIG TAILS
COMPATIBLE WITH	I-BM6S
STANDARDS	ANSI, CSA AND OSHA
MODEL	I-BM6SK
UPC	778300100361

DESCRIPTION	GUARDRAILS SYSTEM
ASSEMBLED DIMENSIONS (W X D X H)	54.5 X 23.5 X 42 IN. (138.4 X 59.4 X 107 CM)
PACKAGE DIMENSIONS (W X D X H)	55.5 X 43.5 X 2.75 IN. (140.5 X 110.5 X 6.9 CM)
WEIGHT	43.2 LB (19.6 KG)
MODEL	I-BM6GR
UPC	778300100491

DESCRIPTION	SET OF 4 OUTRIGGERS WITH CASTERS
ASSEMBLED DIMENSIONS (W X D X H)	21.25 X 4 X 23.75 IN. (54 X 10.2 X 60.1 CM)
PACKAGE DIMENSIONS (W X D X H)	22.75 X 19.75 X 6 IN. (57.6 X 50.2 X 15.5 CM)
WEIGHT	52 LB (23.6 KG)
CASTERS	5 IN. (13 CM) DOUBLE LOCKING HEAVY DUTY
MODEL	I-BM604
UPC	778300100477

DESCRIPTION	SET OF 4 COUPLING PINS
ASSEMBLED DIMENSIONS (H X DIAM.)	6.5 X 2 IN. (16.5 X 5.1 CM)
PACKAGE DIMENSIONS (W X D X H)	11 X 6.5 X 2.5 IN. (28 X 16 X 6.5 CM)
WEIGHT	7.2 LB (3.3 KG)
MODEL	I-BM6C4
UPC	778300100538

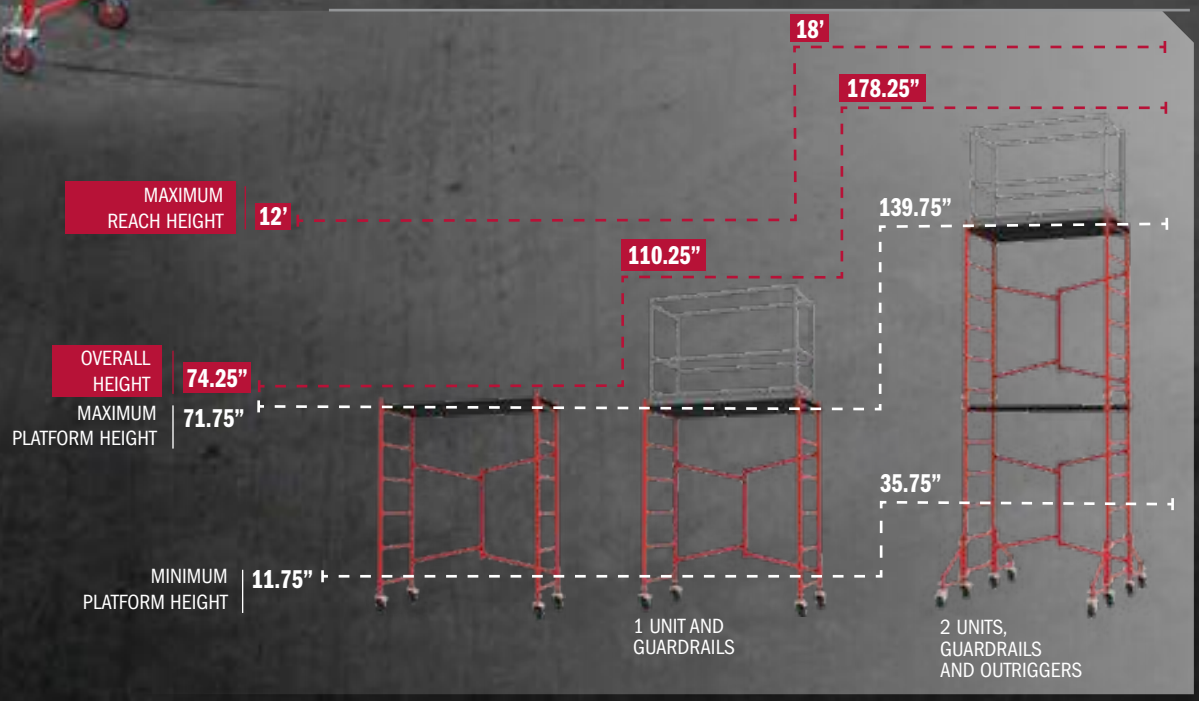

BUILDMAN® GRADE

GET THE **METALTECH APP**

BUILDMAN® 4’

BUILDMAN® GRADE

FOLD AWAY TOOL SHELF

750 lb LOAD CAPACITY

9’ REACH

ASSEMBLED DIMENSIONS (W X D X H) WITH TOOL SHELF OPENED	**50.5 X 23.75 X 61.5 IN. (128.3 X 60.3 X 156.2 CM)**
PACKAGE DIMENSIONS (W X D X H)	44 X 23.25 X 6.25 IN. (111.8 X 59 X 15.9 CM)
WEIGHT	69 LB (31.3 KG)
LOAD CAPACITY	750 LB (340 KG) Combined weight of user + materials. 450 lb (204 kg) per platform
WORKING HEIGHTS	10 - 21.5 - 33 IN. (25 - 55 - 84 CM)
REACH	9 FT (2.75 M)
FINISH	POWDER COATED
PLATFORMS	2 ANTI-SLIP. 14 GAUGE STEEL
STRUCTURE	1.25 IN. (3.2 CM) OUTSIDE DIAMETER. 16 GAUGE STEEL
REPLACEMENT PARTS	SEE PAGES 140 TO 142
CASTERS	5 IN. (13 CM) DOUBLE LOCKING HEAVY DUTY
STANDARDS	ANSI, CSA AND OSHA
MODEL	**I-BM4S**
UPC	**778300100040**

iNFO

EASY STORAGE
Folds flat for compact storage and transport

TOOL SHELF & SAFETY RAIL
Safety rail to hold on to, for stability. Convenient fold away tool shelf for paint can, bucket, screws, nails and tools.

TRANSPORT
Use it as a cart to haul your equipment and heavy loads to and from job sites. 750 lb (340 kg) capacity.

BUILDMAN® H-CART

iNFO

KINGPINLESS

POLYURETHANE CASTER

PHENOLIC CASTER

3,000 lb LOAD CAPACITY

BUILDMAN® GRADE

ASSEMBLED DIMENSIONS (W X D X H)	**50 X 27.75 X 48.25 IN. (127 X 70.5 X 122.6 CM)**
PACKAGE DIMENSIONS (W X D X H)	50 X 27.75 X 6.75 IN. (128.9 X 69.2 X 17.1 CM)
PLATFORM DIMENSIONS	50 X 16.5 IN. (127 X 42 CM) Can carry up to 20 gypsum boards of 5/8 in. (16 mm). 50 X 27.75 IN. (127 X 70.5 CM) Flat bed configuration
WEIGHT	101 LB (45.8 KG)
LOAD CAPACITY	3,000 LB (1,361 KG)
FINISH	POWDER COATED
CASTERS	8 IN. (20 CM). 4 SWIVEL CASTERS, 1 DIRECTIONAL LOCK AND 1 CASTER BRAKE
HANDLE BAR	2 IN. (5 CM) OUTSIDE DIAMETER. 9 GAUGE STEEL
REPLACEMENT PARTS	SEE PAGES 140 TO 142

		CASTERS		
MODELS	UPC	POLYURETHANE*	PHENOLIC	KINGPINLESS
I-BMDHER31YGR	**778300000548**	•		
I-BMDHER31YGP	**778300002832**		•	
I-BMDHER31YGRK	**778300002849**	•		•
I-BMDHER31YGPK	**778300002856**		•	•

*POLYPROPYLENE CORE

IN WIDTH

IN LENGTH

iNFO

The H-Cart connector allows you to combine H-Carts together. Two configurations are possible: in length and in width.

DESCRIPTION	**H-CART CONNECTOR**
QUANTITY PER BOX	2
WEIGHT	8 LB (3.62 KG)
MODEL	**I-BMDHBR**
UPC	**778300007738**

iNFO

1 DRYWALL CART

2 MATERIAL PUSH CART

3 RESTRAINED TRANSPORT

4 FLAT BED

GET THE **METALTECH APP**

BUILDMAN® RESIDENTIAL WELDED DRYWALL CART

BUILDMAN® GRADE

2,000 lb
LOAD CAPACITY

iNFO

KINGPINLESS

THERMOPLASTIC ELASTOMER CASTERS

PHENOLIC CASTER

ASSEMBLED DIMENSIONS (W X D X H)	**40 X 16.75 X 44 IN. (101.6 X 42.6 X 111.8 CM)**
PACKAGE DIMENSIONS (W X D X H)	40 X 16.75 X 34.5 IN. (101.6 X 42.6 X 87.6 CM)
PLATFORM DIMENSIONS	9.5 X 40 IN. (24.1 X 101.6 CM). Can carry up to 15 gypsum boards of 5/8 in. (16 mm).
WEIGHT	65.91 LB (29.9 KG)
LOAD CAPACITY	2,000 LB (907 KG)
FINISH	POWDER COATED
CASTERS	8 IN. (20 CM) SWIVEL CASTERS WITH DIRECTIONAL LOCK
HANDLE BAR	1.343 IN. (3.4 CM) OUTSIDE DIAMETER. 13 GAUGE STEEL
SLIDING COATING	STANDARD
REPLACEMENT PARTS	SEE PAGES 140 TO 142

		CASTERS		
MODELS	UPC	THERMOPLASTIC ELASTOMER*	PHENOLIC	KINGPINLESS
I-BMD1931YGR	**778300004201**	•		
I-BMD1931YGP	**N/A**		•	
I-BMD1931YGRK	**N/A**	•		•
I-BMD1931YGPK	**N/A**		•	•

*POLYPROPYLENE CORE

iNFO

BOOM TRUCK
Perfectly sized to carry on a boom truck

SLIDING COATING
Sliding coating protects the surface against abrasion.

HIGH CAPACITY CASTERS
Four 8 in. (20 cm) high capacity casters for ease of movement in straight lines.

BUILDMAN® COMMERCIAL WELDED DRYWALL CART (M)

iNFO

KINGPINLESS

POLYURETHANE CASTER

PHENOLIC CASTER

3,000 lb LOAD CAPACITY

BUILDMAN® GRADE

ASSEMBLED DIMENSIONS (W X D X H)	**38 X 19.75 X 44.5 IN. (96.5 X 48.3 X 113 CM)**
PACKAGE DIMENSIONS (W X D X H)	38 X 19.75 X 34.25 IN. (96.5 X 48.3 X 87 CM)
PLATFORM DIMENSIONS	10.5 X 38 IN. (26.7 X 96.5 CM). Can carry up to 16 gypsum boards of 5/8 in. (16 mm).
WEIGHT	81.5 LB (37 KG)
LOAD CAPACITY	3,000 LB (1,361 KG)
FINISH	POWDER COATED
CASTERS	8 IN. (20 CM). 4 SWIVEL CASTERS, 1 DIRECTIONAL LOCK AND 1 CASTER BRAKE
HANDLE BAR	1.125 IN. (2.9 CM) OUTSIDE DIAMETER. 13 GAUGE STEEL
SLIDING COATING	STANDARD
REPLACEMENT PARTS	SEE PAGES 140 TO 142

		CASTERS		
MODELS	UPC	POLYURETHANE*	PHENOLIC	KINGPINLESS
I-BMD2131YGR	**778300000098**	•		
I-BMD2131YGP	**778300002771**		•	
I-BMD2131YGRK	**778300002788**	•		•
I-BMD2131YGPK	**778300002795**		•	•

*POLYPROPYLENE CORE

iNFO

SLIDING COATING
Sliding coating protects the surface against abrasion.

HIGH CAPACITY CASTERS
Four 8 in. (20 cm) high capacity casters for ease of movement in straight lines.

GET THE **METALTECH APP**

BUILDMAN® PRO DRYWALL CART - PERMAQUICK™

BUILDMAN® GRADE

iNFO

KINGPINLESS

POLYURETHANE CASTER

PHENOLIC CASTER

3,000 lb LOAD CAPACITY

ASSEMBLED DIMENSIONS (W X D X H)	**43.5 X 24 X 48.75 IN. (110.5 X 61 X 123.8 CM)**
PACKAGE DIMENSIONS (W X D X H)	45 X 37.75 X 6.25 IN. (114.3 X 95.9 X 15.9 CM)
PLATFORM DIMENSIONS	12 X 42 IN. (30.5 X 106.7 CM). Can carry up to 19 gypsum boards of 5/8 in. (16 mm).
WEIGHT	93 LB (42 KG)
LOAD CAPACITY	3,000 LB (1,361 KG)
FINISH	POWDER COATED
CASTERS	8 IN. (20 CM). 4 SWIVEL CASTERS, 1 DIRECTIONAL LOCK AND 1 CASTER BRAKE
HANDLE BAR	1.25 IN. (3.2 CM) OUTSIDE DIAMETER. 14 GAUGE STEEL
OPTION	SLIDING COATING, PROTECTS THE SURFACE AGAINST ABRASION (MODEL: **I-BMDSP**)
REPLACEMENT PARTS	SEE PAGES 140 TO 142

		CASTERS		
MODELS	UPC	POLYURETHANE*	PHENOLIC	KINGPINLESS
I-BMD3031R	**778300100071**	•		
I-BMD3031P	**778300100194**		•	
I-BMD3031RK	**778300100255**	•		•
I-BMD3031PK	**778300100316**		•	•

*POLYPROPYLENE CORE

iNFO

HIGH CAPACITY CASTERS
Four 8 in. (20 cm) high capacity casters for ease of movement in straight lines.

PERMAQUICK CONNECT™
PermaQuick Connect™ handle system, once assembled, it is as strong as welded.

SLIDING COATING
Optional sliding coating protects the surface against abrasion.

BUILDMAN® PRO COMMERCIAL WELDED DRYWALL CART (L)

iNFO

KINGPINLESS

POLYURETHANE CASTER

PHENOLIC CASTER

3,000 lb LOAD CAPACITY

BUILDMAN® GRADE

ASSEMBLED DIMENSIONS (W X D X H)	**49.25 X 22.25 X 48.5 IN. (125.1 X 56.5 X 123.2 CM)**
PACKAGE DIMENSIONS (W X D X H)	49.25 X 22.25 X 38.25 IN. (125.1 X 56.5 X 97.2 CM)
PLATFORM DIMENSIONS	11.5 X 42 IN. (29.2 X 106.7 CM). Can carry up to 18 gypsum boards of 5/8 in. (16 mm).
WEIGHT	80 LB (36.3 KG)
LOAD CAPACITY	3,000 LB (1,361 KG)
FINISH	POWDER COATED
CASTERS	8 IN. (20 CM). 4 SWIVEL CASTERS, 1 DIRECTIONAL LOCK AND 1 CASTER BRAKE
HANDLE BAR	1.25 IN. (3.2 CM) OUTSIDE DIAMETER. 14 GAUGE STEEL
OPTION	SLIDING COATING, PROTECTS THE SURFACE AGAINST ABRASION (MODEL: **I-BMDSP**)
REPLACEMENT PARTS	SEE PAGES 140 TO 142

		CASTERS		
MODELS	UPC	POLYURETHANE*	PHENOLIC	KINGPINLESS
I-BMD3131YGR	**778300000104**	•		
I-BMD3131YGP	**778300002719**		•	
I-BMD3131YGRK	**778300002726**	•		•
I-BMD3131YGPK	**778300002733**		•	•

*POLYPROPYLENE CORE

iNFO

OPTION (I-BMDSP)

SLIDING COATING
Optional sliding coating protects the surface against abrasion.

HIGH CAPACITY CASTERS
Four 8 in. (20 cm) high capacity casters for ease of movement in straight lines.

GET THE **METALTECH APP**

BUILDMAN® PRO DRYWALL FLAT CART – REMOVABLE HANDLE

BUILDMAN® GRADE

iNFO

KINGPINLESS

POLYURETHANE CASTER

PHENOLIC CASTER

3,600 lb
LOAD CAPACITY

ASSEMBLED DIMENSIONS (W X D X H)	**44.25 X 22 X 47.25 IN. (112.4 X 55.9 X 120 CM)**
PACKAGE DIMENSIONS (W X D X H)	46.25 X 38.75 X 4.75 IN. (117.5 X 98.4 X 12.1 CM)
PLATFORM DIMENSIONS	11.5 X 44.25 IN. (29.2 X 112.4 CM). Can carry up to 18 gypsum boards of 5/8 in. (16 mm).
WEIGHT	90 LB (40.8 KG)
LOAD CAPACITY	3,600 LB (1,633 KG)
FINISH	POWDER COATED
CASTERS	8 IN. (20 CM). 4 SWIVEL CASTERS, 1 DIRECTIONAL LOCK AND 1 CASTER BRAKE
HANDLE BAR	1.65 IN. (4.2 CM) OUTSIDE DIAMETER. 13 GAUGE STEEL
OPTION	SLIDING COATING, PROTECTS THE SURFACE AGAINST ABRASION (MODEL: **I-BMDSP**)
REPLACEMENT PARTS	SEE PAGES 140 TO 142

		CASTERS		
MODELS	UPC	POLYURETHANE*	PHENOLIC	KINGPINLESS
I-BMD3631R	**778300100170**	•		
I-BMD3631P	**778300100002**		•	
I-BMD3631RK	**778300100187**	•		•
I-BMD3631PK	**778300100096**		•	•

*POLYPROPYLENE CORE

iNFO

HIGH CAPACITY CASTERS
Four 8 in. (20 cm) high capacity casters for ease of movement in straight lines.

REMOVABLE HANDLE
With its removable support handle, it can easily be transported and stored flat.

FLAT CART
Can also be used as a flat cart to carry bulky loads.

BUILDMAN® PRO INDUSTRIAL WELDED DRYWALL CART (XL)

iNFO

KINGPINLESS

3,600 lb LOAD CAPACITY

BUILDMAN® GRADE

ASSEMBLED DIMENSIONS (W X D X H)	**60 X 29.5 X 48 IN. (152.4 X 74.9 X 121.9 CM)**
PACKAGE DIMENSIONS (W X D X H)	60 X 29.5 X 37.75 IN. (152.4 X 74.9 X 95.9 CM)
PLATFORM DIMENSIONS	19 X 50 IN. (48.2 X 127 CM). Can carry up to 29 gypsum boards of 5/8 in. (16 mm).
WEIGHT	151 LB (68.5 KG)
LOAD CAPACITY	3,600 LB (1,633 KG)
FINISH	POWDER COATED
CASTERS	8 IN. (20 CM) - 4 SWIVEL CASTERS WITH STEEL CORE, 1 DIRECTIONAL LOCK AND 1 CASTER BRAKE
HANDLE BAR	1.5 IN. (3.8 CM) OUTSIDE DIAMETER. 13 GAUGE STEEL
REPLACEMENT PARTS	SEE PAGES 140 TO 142

		CASTERS	
MODELS	UPC	POLYURETHANE*	KINGPINLESS
I-BMD4031YGR	**778300004218**	•	
I-BMD4031YGPK	**N/A**	•	•

*STEEL CORE

iNFO

EXTRA LARGE DECK
Ideal for oversized loads.

HIGH CAPACITY CASTERS
Four 8 in. (20 cm) high capacity casters with steel core.

GET THE **METALTECH APP**

BUILDMAN® DRYWALL & PANEL HOIST

BUILDMAN® GRADE

iNFO

CRADLE TILTS
Cradle tilts for sloped ceiling or vertical wall installations.
37" (94 cm) loading height.

CASTERS
Three 6" (15 cm) double lock heavy duty swivel casters.

FAST ACTION WINCH
Fast action single stage winch with silent cam lock brake.

200 lb LOAD CAPACITY

14'-5" MAX HEIGHT

ASSEMBLED DIMENSIONS (W X D X H)	**60.25 X 48.75 X 58.25 IN. (153.3 X 124.1 X 148.1 CM)**
PACKAGE DIMENSIONS (W X D X H)	BOX ONE: 49.5 X 14.25 X 7 IN. (125.9 X 36.3 X 17.5 CM)
	BOX TWO: 50.5 X 21.25 X 6 IN. (128.4 X 54.2 X 15.5 CM)
WEIGHT	135 LB (61.2 KG)
LOAD CAPACITY	200 lb (90.7 kg)
MAXIMUM HEIGHT	14 FT 5 IN. (4.39 M)
LOADING HEIGHT	37 IN. (94 CM)
MAXIMUM PANEL SIZE	4 X 16 FT (1.22 X 4.87 M)
CHAINS	COMMERCIAL GRADE
CASTERS	6 IN. (15 CM) DOUBLE LOCKING HEAVY DUTY.
REPLACEMENT PARTS	SEE PAGES 140 TO 142
MODEL	**I-BMDPL**
UPC	**778300002078**

iNFO

*** Made-to-order. The product is currently not a stocked item.**

DESCRIPTION	STORAGE & TRANSPORT CART*
DIMENSIONS	23.25 X 18.75 X 47.75 IN. (59.1 X 47.6 X 121.9 CM)
WEIGHT	47 LB (21.3 KG)
FINISH	POWDER COATED
COMPATIBLE	I-IDPL, I-BMDPL
MODEL	**I-SCDPL**
UPC	**778300003723**

DESCRIPTION	PANEL HOIST WITH TRANSPORT CART*
DIMENSIONS	48.75 X 26.25 X 28.5 IN. (123.8 X 64.1 X 72.4 CM)
WEIGHT	182 LB (82.6 KG)
FINISH	POWDER COATED
INCLUDED	I-BMDPL, I-SCDPL
MODEL	**I-BMDPLK**
UPC	**778300003778**

BUILDMAN® DRYWALL STILTS

225 lb
LOAD CAPACITY

	18-30 IN. DRYWALL STILTS	24-40 IN. DRYWALL STILTS
ASSEMBLED DIMENSIONS (1 STILT) (W X D X H)	12.5 X 6 X 38 IN. (31.8 X 15.2 X 96.5 CM)	12.5 X 6 X 44 IN. (31.8 X 15.2 X 111.8 CM)
PACKAGE DIMENSIONS (2 STILTS) (W X D X H)	13.25 X 8 X 25 IN. (33.7 X 20.3 X 63.5 CM)	13.25 X 8 X 31 IN. (33.7 X 20.3 X 63.5 CM)
ADJUSTABLE HEIGHTS	18 UP TO 30 IN. (46 up to 76 cm) 2 in. (5 cm) increment adjustable heights.	24 UP TO 40 IN. (61 cm up to 1.02 m) 2 in. (5 cm) increment adjustable heights.
MAXIMUM REACH*	9 FT 3 IN. (2.82 M)	10 FT (3.5 M)
MATERIAL	ANODIZED ALUMINUM	ANODIZED ALUMINUM
WEIGHT (1 STILT)	7.1 LB (3.2 KG)	8.1 LB (3.7 KG)
LOAD CAPACITY	225 LB (102 KG)	225 LB (102 KG)
REPLACEMENT PARTS	SEE PAGES 140 TO 142	SEE PAGES 140 TO 142
MODEL	**I-BMDS1830**	**I-BMDS2440**
UPC	**778300001989**	**778300001996**

*Calculated with a 5'9" (1.75 m) person with a vertical 12" (30 cm) reach

BUILDMAN® GRADE

iNFO

ADJUSTABLE
Adjustable heights.

DUAL SPRING ACTION
For more flexibility and natural walking feel

CONTACT GRIP
One piece rubber outsole

GET THE **METALTECH APP**

JAWCLAW™ PANEL GRIPPER

BUILDMAN® GRADE

200 lb
LOAD CAPACITY

DESCRIPTION	**JAWCLAW™ PANEL GRIPPER**
GRIPPER CLAMP	ADJUSTS TO PANEL UP TO 1-1/8 IN.
MATERIAL	AIRCRAFT GRADE ALUMINUM AND ABS POLYMER
WEIGHT	1.95 LB (0.88 KG)
LOAD CAPACITY	200 LB (90.7 KG)
MODEL	**I-IJC**
UPC	**778300003297**

iNFO

ONE HAND; 2 SHEETS

EASY ON YOUR BACK

PERFECT TO LIFT AND CARRY ALL KINDS OF PANELS

BUILDMAN®
18”–30” DRYWALL BENCH

500 lb LOAD CAPACITY

9’-3” REACH

ALUMINUM

ADJUSTABLE HEIGHT

OPEN BENCH (W X D X H)	**48 X 17.5 X 18 UP TO 30 IN. (121.9 X 44.5 X 46 UP TO 76 CM)**
CLOSED BENCH (W X D X H)	48 X 17.5 X 6.25 IN. (121.9 X 44.5 X 15.9 CM)
PACKAGE DIMENSIONS (W X D X H)	16.5 X 7 X 49.25 IN. (42 X 18 X 125 CM)
WORK SURFACE (W X D)	48 X 9.5 IN. (121.9 X 24.1 CM)
WORKING HEIGHT	18 up to 30 in. (46 up to 76 cm) 2 in. (5 cm) increment adjustable heights.
MAXIMUM REACH*	9 FT 3 IN. (2.82 M)
MATERIAL	ALUMINUM 6061-T6
WEIGHT	29.3 LB (13.3 KG)
LOAD CAPACITY	500 LB (227 KG)
REPLACEMENT PARTS	SEE PAGES 140 TO 142
MODEL	**I-BMDWB18**
UPC	**778300002009**

*Calculated with a 5’9” (1.75 m) person with a vertical 12” (30 cm) reach

BUILDMAN® GRADE

iNFO

ADJUSTABLE
18” to 30” (46 to 76 CM) adjustable heights. Auto-locking system with lock indicator device

STEP-UP
Extra-wide step-up

FOOTING
Anti-slip heavy-duty footing

GET THE **METALTECH APP**

BUILDMAN®
WORK STAND SAWHORSE

BUILDMAN® GRADE

300 lb LOAD CAPACITY

ALUMINUM

300 lb LOAD CAPACITY

ALUMINUM

DESCRIPTION	2' ALUMINUM WORK STAND SAWHORSE	3' ALUMINUM WORK STAND SAWHORSE
OPEN DIMENSIONS (WXDXH)	26.25 X 28.25 X 23.75 IN. (66.5 X 71.9 X 60.1 CM)	27.25 X 36.25 X 35 IN. (69.5 X 91.9 X 89.2 CM)
CLOSED DIMENSIONS (WXDXH)	26.25 X 11.5 X 27.5 IN. (66.5 X 29 X 69.8 CM)	27.25 X 11.5 X 39.5 IN. (69.5 X 29.4 X 100.5 CM)
DECK DIMENSIONS (WXD)	23.75 X 12.25 IN. (60.3 X 31.1 CM)	23.75 X 12.25 IN. (60.3 X 31.1 CM)
LOAD CAPACITY	300 LB (136 KG)	300 LB (136 KG)
WEIGHT	13.2 LB (6 KG)	17.4 LB (7.9 KG)
MATERIAL	ALUMINUM	ALUMINUM
MODEL	**E-PWS7000AL**	**E-PWS7100AL**
UPC	**778300002030**	**778300002047**

300 lb LOAD CAPACITY

ALUMINUM

300 lb LOAD CAPACITY

ALUMINUM

DESCRIPTION	4' ALUMINUM WORK STAND SAWHORSE	5' ALUMINUM WORK STAND SAWHORSE
OPEN DIMENSIONS (WXDXH)	28.5 X 45 X 46.5 IN. (72.4 X 114.5 X 118 CM)	29.5 X 53.5 X 58 IN. (75.1 X 135.8 X 147.3 CM)
CLOSED DIMENSIONS (WXDXH)	28.5 X 11.75 X 51.75 IN. (72.4 X 29.6 X 131.5 CM)	29.5 X 11.75 X 64 IN. (75.1 X 29.7 X 162.4 CM)
DECK DIMENSIONS (WXD)	23.75 X 12.25 IN. (60.3 X 31.1 CM)	23.75 X 12.25 IN. (60.3 X 31.1 CM)
LOAD CAPACITY	300 LB (136 KG)	300 LB (136 KG)
WEIGHT	21.9 LB (9.9 KG)	26 LB (11.8 KG)
MATERIAL	ALUMINUM	ALUMINUM
MODEL	**E-PWS7200AL**	**E-PWS7300AL**
UPC	**778300002054**	**778300000494**

BUILDMAN® FIBERGLASS STEP-UPS WORKBENCHES, SAWHORSE STANDS

300 lb LOAD CAPACITY

FIBERGLASS

300 lb LOAD CAPACITY

FIBERGLASS

DESCRIPTION	2' FIBERGLASS STEP-UP WORKBENCH, SAWHORSE STAND	3' FIBERGLASS STEP-UP WORKBENCH, SAWHORSE STAND
OPEN DIMENSIONS (WXDXH)	33.5 X 25.75 X 25.25 IN. (84.8 X 65.5 X 64 CM)	34.75 X 33.25 X 36.5 IN. (88.3 X 84.3 X 93 CM)
CLOSED DIMENSIONS (WXDXH)	33.5 X 10 X 28 IN. (84.8 X 25.2 X 70.9 CM)	34.75 X 10 X 39.75 IN. (88.3 X 25.3 X 101.2 CM)
DECK DIMENSIONS (WXD)	10 X 30.25 IN. (25.4 X 76.8 CM)	10 X 30.25 IN. (25.4 X 76.8 CM)
STEP DEPTH	3 IN. (7.6 CM)	3 IN. (7.6 CM)
LOAD CAPACITY	300 LB (136 KG)	300 LB (136 KG)
WEIGHT	18.6 LB (8.4 KG)	25.6 LB (11.6 KG)
STANDARDS	ANSI TYPE IA, CSA GRADE 1A	ANSI TYPE IA, CSA GRADE 1A
MATERIAL	FIBERGLASS AND ALUMINUM	FIBERGLASS AND ALUMINUM
MODEL	**E-WSFB24T1A**	**E-WSFB36T1A**
UPC	**778300007790**	**778300007806**

300 lb LOAD CAPACITY

FIBERGLASS

DESCRIPTION	4' FIBERGLASS STEP-UP WORKBENCH, SAWHORSE STAND
OPEN DIMENSIONS (WXDXH)	36.25 X 40.5 X 48 IN. (91.8 X 103 X 121.9 CM)
CLOSED DIMENSIONS (WXDXH)	36.25 X 10 X 51.75 IN. (91.8 X 25.3 X 131.5 CM)
DECK DIMENSIONS (WXD)	10 X 30.25 IN. (25.4 X 76.8 CM)
STEP DEPTH	3 IN. (7.6 CM)
LOAD CAPACITY	300 LB (136 KG)
WEIGHT	32.5 LB (14.7 KG)
STANDARDS	ANSI TYPE IA, CSA GRADE 1A
MATERIAL	FIBERGLASS AND ALUMINUM
MODEL	**E-WSFB48T1A**
UPC	**778300007813**

iNFO

ANTI-SLIP
Anti-slip grooves on steps and top

SLIP-RESISTANT FEET
Rubber pads to ensure stability and prevent slippage

BUILDMAN® GRADE

GET THE **METALTECH APP**

BUILDMAN® FIBERGLASS STEP LADDERS

BUILDMAN® GRADE

300 lb LOAD CAPACITY

FIBERGLASS

300 lb LOAD CAPACITY

FIBERGLASS

DESCRIPTION	4' FIBERGLASS STEP LADDER	6' FIBERGLASS STEP LADDER
OPEN DIMENSIONS (WXDXH)	20.25 X 28.25 X 45.75 IN. (51.4 X 71.8 X 116.2 CM)	23.75 X 39.75 X 68.5 IN. (60.3 X 101 X 174 CM)
CLOSED DIMENSIONS (WXDXH)	20.25 X 6.5 X 49.75 IN. (51.4 X 16.5 X 126.4 CM)	23.75 X 6.5 X 73.75 IN. (60.3 X 16.5 X 187.3 CM)
STEP LADDER SIZE	4 FT (1.2 M)	6 FT (1.8 M)
MAXIMUM WORKING LENGTH*	8 FT 8 IN. (2.6 M)	10 FT 6 IN. (3.2 M)
HIGHEST STANDING LEVEL	1 FT 11 IN. (0.6 M)	3 FT 9 IN. (1.1 M)
STEP DEPTH	3 IN. (7.6 CM)	3 IN. (7.6 CM)
LOAD CAPACITY	300 LB (136 KG)	300 LB (136 KG)
WEIGHT	15.2 LB (6.9 KG)	21.4 LB (9.7 KG)
STANDARDS	ANSI TYPE IA, CSA CERTIFIED GRADE 1A	ANSI TYPE IA, CSA CERTIFIED GRADE 1A
MATERIAL	FIBERGLASS	FIBERGLASS
MODEL	**E-SLFB4T1A**	**E-SLFB6T1A**
UPC	**778300008469**	**778300007769**

300 lb LOAD CAPACITY

FIBERGLASS

DESCRIPTION	8' FIBERGLASS STEP LADDER
OPEN DIMENSIONS (WXDXH)	27 X 51.25 X 91.5 IN. (68.6 X 130.2 X 232.4 CM)
CLOSED DIMENSIONS (WXDXH)	27 X 6.5 X 97.75 IN. (68.6 X 16.5 X 248.3 CM)
STEP LADDER SIZE	8 FT (2.4 M)
MAXIMUM WORKING LENGTH*	12 FT 5 IN. (3.8 M)
HIGHEST STANDING LEVEL	5 FT 8 IN. (1.7 M)
STEP DEPTH	3 IN. (7.6 CM)
LOAD CAPACITY	300 LB (136 KG)
WEIGHT	27.9 LB (12.7 KG)
STANDARDS	ANSI TYPE IA, CSA CERTIFIED GRADE 1A
MATERIAL	FIBERGLASS
MODEL	**E-SLFB8T1A**
UPC	**778300007776**

*Calculated with a 5'9" (1.75 m) person with a vertical 12" (30 cm) reach

375 lb LOAD CAPACITY

FIBERGLASS

375 lb LOAD CAPACITY

FIBERGLASS

DESCRIPTION	4' FIBERGLASS STEP LADDER	6' FIBERGLASS STEP LADDER
OPEN DIMENSIONS (WXDXH)	21 X 29.25 X 45.75 IN. (53.3 X 74.3 X 116.2 CM)	24.5 X 40.75 X 68.5 IN. (62.2 X 103.5 X 174 CM)
CLOSED DIMENSIONS (WXDXH)	21 X 7.5 X 50 IN. (53.3 X 19.1 X 127 CM)	24.5 X 7.5 X 74 IN. (62.2 X 19.1 X 188 CM)
STEP LADDER SIZE	4 FT (1.2 M)	6 FT (1.8 M)
MAXIMUM WORKING LENGTH*	8 FT 8 IN. (2.6 M)	10 FT 6 IN. (3.2 M)
HIGHEST STANDING LEVEL	1 FT 11 IN. (0.6 M)	3 FT 9 IN. (1.1 M)
STEP DEPTH	3 IN. (7.6 CM)	3 IN. (7.6 CM)
LOAD CAPACITY	375 LB (170 KG)	375 LB (170 KG)
WEIGHT	17.3 LB (7.8 KG)	24.4 LB (11.1 KG)
STANDARDS	ANSI TYPE IAA, CSA GRADE 1AA	ANSI TYPE IAA, CSA GRADE 1AA
MATERIAL	FIBERGLASS	FIBERGLASS
MODEL	**E-SLFB4T1AA**	**E-SLFB6T1AA**
UPC	**778300008421**	**778300008056**

375 lb LOAD CAPACITY

FIBERGLASS

DESCRIPTION	8' FIBERGLASS STEP LADDER
OPEN DIMENSIONS (WXDXH)	27.75 X 51 X 91.5 IN. (70.5 X 129.5 X 232.4 CM)
CLOSED DIMENSIONS (WXDXH)	27.75 X 7.5 X 98 IN. (70.5 X 19.1 X 248.9 CM)
STEP LADDER SIZE	8 FT (2.4 M)
MAXIMUM WORKING LENGTH*	12 FT 5 IN. (3.8 M)
HIGHEST STANDING LEVEL	5 FT 8 IN. (1.7 M)
STEP DEPTH	3 IN. (7.6 CM)
LOAD CAPACITY	375 LB (170 KG)
WEIGHT	32 LB (14.5 KG)
STANDARDS	ANSI TYPE IAA, CSA GRADE 1AA
MATERIAL	FIBERGLASS
MODEL	**E-SLFB8T1AA**
UPC	**778300008063**

*Calculated with a 5'9" (1.75 m) person with a vertical 12" (30 cm) reach

GET THE **METALTECH APP**

BUILDMAN® SAFESPACE™ PLATFORM STEP LADDERS

SafeSpace™ PLATFORM

BUILDMAN® GRADE

300 lb LOAD CAPACITY

FIBERGLASS

DESCRIPTION	2' SAFESPACE™ PLATFORM STEP LADDER	3' SAFESPACE™ PLATFORM STEP LADDER
OPEN DIMENSIONS (W X D X H)	25.75 X 30.75 X 57.75 IN. (65.4 X 78.1 X 146.7 CM)	27.25 X 37.25 X 69 IN. (69.2 X 94.6 X 175.3 CM)
CLOSED DIMENSIONS (W X D X H)	25.75 X 8.75 X 62.75 IN. (65.4 X 22.2 X 159.4 CM)	27.25 X 8.75 X 75 IN. (69.2 X 22.2 X 190.5 CM)
NOMINAL SIZE	2 FT (0.6 M)	3 FT (0.9 M)
MAXIMUM WORKING LENGTH*	8 FT 8 IN. (2.6 M)	9 FT 8 IN. (3 M)
HIGHEST STANDING LEVEL	1 FT 11 IN. (0.6 M)	2 FT 11 IN. (0.9 M)
PLATFORM	16.5 X 16.5 IN. (41.9 X 41.9 CM)	16.5 X 16.5 IN. (41.9 X 41.9 CM)
STEP DEPTH	3 IN. (7.6 CM)	3 IN. (7.6 CM)
LOAD CAPACITY	300 LB (136 KG)	300 LB (136 KG)
WEIGHT	23.6 LB (10.7 KG)	28 LB (12.7 KG)
STANDARDS	ANSI TYPE IA, CSA GRADE 1A	ANSI TYPE IA, CSA GRADE 1A
MATERIAL	FIBERGLASS	FIBERGLASS
MODEL	**E-PSFB2T1A**	**E-PSFB3T1A**
UPC	**778300007974**	**778300007981**

300 lb LOAD CAPACITY

FIBERGLASS

DESCRIPTION	4' SAFESPACE™ PLATFORM STEP LADDER
OPEN DIMENSIONS (W X D X H)	29 X 43.25 X 80.5 IN. (73.7 X 109.9 X 204.5 CM)
CLOSED DIMENSIONS (W X D X H)	29 X 8.75 X 87 IN. (73.7 X 22.2 X 221 CM)
NOMINAL SIZE	4 FT (1.2 M)
MAXIMUM WORKING LENGTH*	10 FT 7 IN. (3.2 M)
HIGHEST STANDING LEVEL	3 FT 10 IN. (1.2 M)
PLATFORM	16.5 X 16.5 IN. (41.9 X 41.9 CM)
STEP DEPTH	3 IN. (7.6 CM)
LOAD CAPACITY	300 LB (136 KG)
WEIGHT	32.9 LB (14.9 KG)
STANDARDS	ANSI TYPE IA, CSA GRADE 1A
MATERIAL	FIBERGLASS
MODEL	**E-PSFB4T1A**
UPC	**778300007998**

iNFO

SPACIOUS PLATFORM
Equivalent to being on the ground

Hip-level guardrail
Provides additional support

*Calculated with a 5'9" (1.75 m) person with a vertical 12" (30 cm) reach

BUILDMAN® FIBERGLASS EXTENSION LADDER

NEW

DESCRIPTION	END CAP PROTECTORS FOR EXTENSION LADDERS
WEIGHT	1.4 LB (0.7 KG)
QUANTITY	2
MODEL	**E-ACCLECP**
UPC	**778300008629**

DESCRIPTION	EXTENSION LADDER STAND-OFF ARMS
WEIGHT	2.7 LB (1.2 KG)
QUANTITY	2
MODEL	**E-ACCSOAP**
UPC	**778300009411**



300 lb LOAD CAPACITY

FIBERGLASS

DESCRIPTION	16' FIBERGLASS EXTENSION LADDER	20' FIBERGLASS EXTENSION LADDER	24' FIBERGLASS EXTENSION LADDER	28' FIBERGLASS EXTENSION LADDER
LENGTH OF SECTIONS	8 FT (2.4 M)	10 FT (3 M)	12 FT (3.7 M)	14 FT (4.3 M)
MAXIMUM EXTENDED LENGTH	13 FT 4 IN. (4.1 M)	17 FT 4 IN. (5.3 M)	21 FT 4 IN. (6.5 M)	25 FT 4 IN. (7.7 M)
MAXIMUM WORKING LENGTH*	16 FT 2 IN. (4.9 M)	20 FT 1 IN. (6.1 M)	23 FT 11 IN. (7.3 M)	27 FT 10 IN. (8.5 M)
HIGHEST STANDING LEVEL	9 FT 5 IN. (2.9 M)	13 FT 4 IN. (4.1 M)	17 FT 2 IN. (5.2 M)	21 FT 1 IN. (6.4 M)
LOAD CAPACITY	300 LB (136 KG)	300 LB (136 KG)	300 LB (136 KG)	300 LB (136 KG)
WEIGHT	36.6 LB (16.6 KG)	45.5 LB (20.6 KG)	53.9 LB (24.4 KG)	59.3 LB (26.9 KG)
STANDARDS	ANSI TYPE IA, CSA CERTIFIED GRADE 1A	ANSI TYPE IA, CSA CERTIFIED GRADE 1A	ANSI TYPE IA, CSA CERTIFIED GRADE 1A	ANSI TYPE IA, CSA CERTIFIED GRADE 1A
MATERIAL	FIBERGLASS	FIBERGLASS	FIBERGLASS	FIBERGLASS
MODEL	**E-ELFB16T1A**	**E-ELFB20T1A**	**E-ELFB24T1A**	**E-ELFB28T1A**
UPC	**778300008070**	**778300008087**	**778300007783**	**778300008049**

GET THE **METALTECH APP**

ALUMINUM SCAFFOLDING

Metaltech's Aluminum scaffolds are our lightest range of scaffolding. It is a high strength system, designed for quick and easy assembly. The Aluminum is a flexible and low maintenance solution used for all jobsites work.
Our Span 300 and 400 towers are available in narrow and wide width and in heights ranging from 6' to 41'. They are compatible with Instant Upright, Alufase and Vault scaffolding.†

- LIGHT WEIGHT
- HIGH STRENGTH SYSTEM
- QUICK & EASY ASSEMBLY
- HIGH DURABILITY
- HIGHLY VERSATILE

†All trademarks and registered trademarks listed above are the property of their respective owners.

BUILT TOUGH FOR SAFETY

METALTECH®

ALUMINUM SPAN 400 STAIRWELL

STANDARDS

MEETS ANSI/ASSE A10.8 – 2011
OSHA 29CFR PART 1926
CAN/CSA S269.2

iNFO **FOLDABLE BASE**

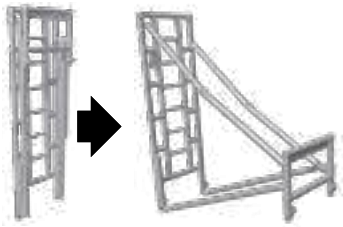

700 lb LOAD CAPACITY

13' REACH

13' REACH

15' REACH

15' REACH

	6'-6" SPAN 400 NARROW STAIRWELL SCAFFOLD KIT	6'-6" SPAN 400 NARROW STAIRWELL	8'-6" SPAN 400 NARROW STAIRWELL SCAFFOLD KIT	8'-6" SPAN 400 NARROW STAIRWELL
DIMENSIONS (W X D X H)	74.75 X 27.75 X 78.75 IN. (1.9 X 0.71 X 2 M)	74.75 X 27.75 X 78.75 IN. (1.9 X 0.71 X 2 M)	98.5 X 27.75 X 102.5 IN. (2.5 X 0.71 X 2.6 M)	98.5 X 27.75 X 102.5 IN. (2.5 X 0.71 X 2.6 M)
PACKAGE DIMENSIONS (W X D X H)	31.5 X 9.8 X 78.8 IN. (80 X 25 X 200 CM)	31.5 X 9.8 X 78.8 IN. (80 X 25 X 200 CM)	31.5 X 9.8 X 102.5 IN. (80 X 25 X 260 CM)	31.5 X 9.8 X 102.5 IN. (80 X 25 X 260 CM)
PACKAGING WEIGHT	130 LB (59 KG)	60 LB (27.2 KG)	166 LB (75.5 KG)	83 LB (37.7 KG)
REACH	13 FT (4 M)	13 FT (4 M)	15 FT (4.6 M)	15 FT (4.6 M)
LOAD CAPACITY	700 LB (320 KG) / LEVEL*	700 LB (320 KG) / LEVEL*	700 LB (320 KG) / LEVEL*	700 LB (320 KG) / LEVEL*
MODEL	**AL-SK401**	**AL-S4001**	**AL-SK402**	**AL-S4002**
UPC	**778300007240**	**778300007271**	**778300007257**	**778300007288**

INCLUDED IN PACK

QTY.	
1	FOLDABLE BASE
2	TRAPDOOR PLATFORM
4	SCREW JACK
4	SWIVEL BASE PLATE
1	GUARDRAIL SET

INCLUDED IN PACK

QTY.	
1	FOLDABLE BASE
4	SCREW JACK

INCLUDED IN PACK

QTY.	
1	FOLDABLE BASE
2	TRAPDOOR PLATFORM
4	SCREW JACK
4	SWIVEL BASE PLATE
1	GUARDRAIL SET

INCLUDED IN PACK

QTY.	
1	FOLDABLE BASE
4	SCREW JACK

*Max loading on 2 level

DESCRIPTION	REPLACEMENT SWIVEL BASE PLATE
DIMENSIONS	4 X 4 X 4 IN. (10.2 X 10.2 X 10.2 CM)
WEIGHT	1.5 LB (0.7 KG)
MODEL	**AL-A0052**
UPC	**778300007721**

GET THE **METALTECH APP**

ALUMINUM TOWER SPAN 300 KITS

iNFO Compatible with Instant Upright, Alufase and Vault scaffolding.†

STANDARDS

MEETS ANSI/ASSE A10.8 – 2011
OSHA 29CFR PART 1926
CAN/CSA S269.2

The kits shown below are for 8'-2 ¼" (2.5 m) platform lengths. They give an example of the quantity of items required for assembly. Equivalent kits for 6'-6 ¾" and 10' platform lengths are also available. Please refer to the next page to obtain the item number corresponding to the desired platform length.

SPAN 300 NARROW TOWER KITS

MODEL	MAXIMUM PLATFORM HEIGHT	WEIGHT	LOAD CAPACITY	TOWER KIT DIMENSIONS (W x D X H)	NARROW FRAME AL-F3003	NARROW GUARDRAIL AL-G3000	GUARDRAIL BRACING AL-G4101	DIAGONAL BRACE AL-D0002	HORIZONTAL BRACE AL-B0002	TRAPDOOR PLATFORM AL-P0002	NARROW TOEBOARD SET AL-T0102	POLYURETHANE CASTER AL-C0002	SCREW JACK AL-J0001	ADJUSTABLE OUTRIGGER AL-O0000	OUTRIGGER AL-O0002
AL-K3007	**13'-1 ½" (4 M)**	364 LB (166 KG)	1,587 LB (720 KG)	8'-2 ¼" X 26 ⅝" X 16'-8 ½" (2.496 X 0.677 X 5.092 M)	4	2	2	4	5	2	1	4	4	4	0
AL-K3013	**19'-8 ¼" (6 M)**	472 LB (215 KG)	1,587 LB (720 KG)	8'-2 ¼" X 26 ⅝" X 23'-8 ¼" (2.496 X 0.677 X 7.092 M)	6	2	2	7	9	3	1	4	4	4	0
AL-K3019	**26'-3" (8 M)**	589 LB (268 KG)	1,587 LB (720 KG)	8'-2 ¼" X 26 ⅝" X 29'-10" (2.496 X 0.677 X 9.092 M)	8	2	2	9	13	4	1	4	4	0	4

SPAN 300 WIDE TOWER KITS

MODEL	MAXIMUM PLATFORM HEIGHT	WEIGHT	LOAD CAPACITY	TOWER KIT DIMENSIONS (W x D X H)	WIDE FRAME AL-F3003	WIDE GUARDRAIL AL-G3001	GUARDRAIL BRACING AL-G4101	DIAGONAL BRACE AL-D0002	HORIZONTAL BRACE AL-B0002	PLATFORM AL-P0101	TRAPDOOR PLATFORM AL-P0002	WIDE TOEBOARD SET AL-T0103	POLYURETHANE CASTER AL-C0002	SCREW JACK AL-J0001	ADJUSTABLE OUTRIGGER AL-O0000	OUTRIGGER AL-O0002
AL-K3028	**13'-1 ½" (4 M)**	496 LB (225 KG)	1,587 LB (720 KG)	8'-2 ¼" X 50 ¾" X 16'-8 ½" (2.496 X 1.290 X 5.092 M)	4	2	2	8	5	2	2	1	4	4	4	0
AL-K3034	**19'-8 ¼" (6 M)**	658 LB (300 KG)	1,587 LB (720 KG)	8'-2 ¼" X 50 ¾" X 23'-8 ¼" (2.496 X 1.290 X 7.092 M)	6	2	2	12	9	3	3	1	4	4	4	0
AL-K3040	**26'-3" (8 M)**	821 LB (373 KG)	1,587 LB (720 KG)	8'-2 ¼" X 50 ¾" X 29'-10" (2.496 X 1.290 X 9.092 M)	8	2	2	16	13	4	4	1	4	4	4	0
AL-K3046	**32'-9 ¾" (10 M)**	997 LB (453 KG)	1,587 LB (720 KG)	8'-2 ¼" X 50 ¾" X 36'-4 ¾" (2.496 X 1.290 X 11.092 M)	10	2	2	20	17	5	5	1	4	4	0	4
AL-K3052	**39'-4 ½" (12 M)**	1160 LB (527 KG)	1,587 LB (720 KG)	8'-2 ¼" X 50 ¾" X 42'-11 ⅜" (2.496 X 1.290 X 13.092 M)	12	2	2	24	21	6	6	1	4	4	0	4

†All trademarks and registered trademarks listed above are the property of their respective owners.

SPAN 300 PARTS

	DESCRIPTION		DIMENSIONS	WEIGHT	MODEL
	FRAME				
A	NARROW		26 5/8" X 43 1/2" (0.677 X 1.106 M)	12.5 LB (5.7 KG)	AL-F3000
			26 5/8" X 76 1/8" (0.677 X 1.934 M)	18.7 LB (8.5 KG)	AL-F3001
B	WIDE		50 3/4" X 43 1/2" (1.290 X 1.106 M)	18.7 LB (8.5 KG)	AL-F3002
			50 3/4" X 76 1/8" (1.290 X 1.934 M)	24.6 LB (11.2 KG)	AL-F3003
C	6-STEPS LADDER WITH LATCH		78.7" (2 M)	14 LB (6.4 KG)	AL-L0002
	GUARDRAIL FRAME				
D	NARROW	UPPER PIN SYSTEM	26 5/8" X 32 1/4" (0.677 X 0.818 M)	6 LB (2.7 KG)	AL-G3000
		LOWER PIN SYSTEM	26 5/8" X 44" (0.677 X 1.117 M)	6.2 LB (2.8 KG)	AL-G3002
E	WIDE	UPPER PIN SYSTEM	50 3/4" X 32 1/4" (1.290 X 0.818 M)	8.8 LB (4 KG)	AL-G3001
		LOWER PIN SYSTEM	50 3/4" X 44" (1.290 X 1.117 M)	9 LB (4.1 KG)	AL-G3003

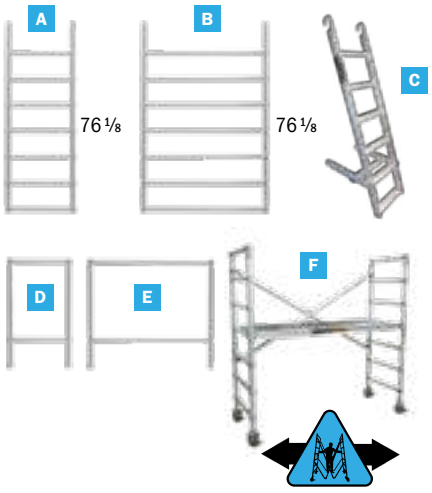

SPAN 300 NARROW FOLDABLE SCAFFOLD KIT

	DESCRIPTION	DIMENSIONS	WEIGHT	MODEL
F	WITH CASTERS AND TRAPDOOR PLATFORM	6' 3 1/4" X 26 5/8" X 78" (1.912 X 0.677 X 1.980 M)	82.9 LB (37.6 KG)	AL-Q3101

COMPONENTS

	DESCRIPTION		DIMENSIONS	COMPATIBLE 2 M	2.5 M	3 M	WEIGHT	MODEL
	GUARDRAIL AND BRACE							
G	GUARDRAIL		6' 3 1/4" (1.912 M) (C/C)	•			11.3 LB (5.1 KG)	AL-G4100
			8' 2 1/4" (2.496 M) (C/C)		•		13 LB (5.9 KG)	AL-G4101
			10' (3.048 M) (C/C)			•	14.5 LB (6.6 KG)	AL-G4102
H	BRACE DIAGONAL		6' 10" (2.084 M) (C/C)	•			4 LB (1.8 KG)	AL-D0001
			8' 7 1/2" (2.630 M) (C/C)		•		4.8 LB (2.2 KG)	AL-D0002
			10' 4 3/8" (3.158 M) (C/C)			•	5.5 LB (2.5 KG)	AL-D0003
I	BRACE HORIZONTAL		6' 3 1/4" (1.912 M) (C/C)	•			3.7 LB (1.7 KG)	AL-B0001
			8' 2 1/4" (2.496 M) (C/C)		•		4.4 LB (2 KG)	AL-B0002
			10' (3.048 M) (C/C)			•	5.3 LB (2.4 KG)	AL-B0003
	ALUMINUM PLATFORM							
J	WITH ANTI-SLIP PLYWOOD DECK*		6' 3 1/4" X 24" (1.912 X 0.609 M)	•			30.4 LB (13.8 KG)	AL-P0100
			8' 2 1/4" X 24" (2.496 X 0.609 M)		•		37.9 LB (17.2 KG)	AL-P0101
			10' X 24" (3.048 X 0.609 M)			•	43.3 LB (19.7 KG)	AL-P0102
K	WITH TRAPDOOR AND ANTI-SLIP PLYWOOD DECK*		6' 3 1/4" X 24" (1.912 X 0.609 M)	•			31 LB (14.1 KG)	AL-P0001
			8' 2 1/4" X 24" (2.496 X 0.609 M)		•		38.5 LB (17.5 KG)	AL-P0002
			10' X 24" (3.048 X 0.609 M)			•	44 LB (20 KG)	AL-P0003
L	WITH CHECKER PLATE DECK		6' 3 1/4" X 24" (1.912 X 0.609 M)	•			30.4 LB (13.8 KG)	AL-P1001
			8' 2 1/4" X 24" (2.496 X 0.609 M)		•		38.5 LB (17.5 KG)	AL-P1003
			10' X 24" (3.048 X 0.609 M)			•	43.3 LB (19.7 KG)	AL-P1005
M	WITH TRAPDOOR AND CHECKER PLATE DECK		6' 3 1/4" X 24" (1.912 X 0.609 M)	•			31 LB (14.1 KG)	AL-P1000
			8' 2 1/4" X 24" (2.496 X 0.609 M)		•		38.5 LB (17.5 KG)	AL-P1002
			10' X 24" (3.048 X 0.609 M)			•	44 LB (20 KG)	AL-P1004
	WOODEN TOEBOARD SET							
N	NARROW		6' 3 1/4" X 27 1/8" (1.912 X 0.689 M)	•			15 LB (6.8 KG)	AL-T0100
			8' 2 1/4" X 27 1/8" (2.496 X 0.689 M)		•		18.8 LB (8.4 KG)	AL-T0102
			10' X 27 1/8" (3.048 X 0.689 M)			•	21.6 LB (9.8 KG)	AL-T0104
	WIDE		6' 3 1/4" X 51 1/8" (1.912 X 1.298 M)	•			19.1 LB (8.7 KG)	AL-T0101
			8' 2 1/4" X 51 1/8" (2.496 X 1.298 M)		•		25.3 LB (11.5 KG)	AL-T0103
			10' X 51 1/8" (3.048 X 1.298 M)			•	31.7 LB (14.4 KG)	AL-T0105
	FOLDABLE BASE WITH LOWER PINS SYSTEM							
O	NARROW WITH ADJUSTABLE LEGS (W X D X H)		6' 3 1/4" X 26 5/8" X 71" (1.912 X 0.677 X 1.803 M)	•			55.4 LB (25.2 KG)	AL-Q3000
			8' 2 1/4" X 26 5/8" X 71" (2.496 X 0.677 X 1.803 M)		•		57.6 LB (26.2 KG)	AL-Q3001
			10' X 26 5/8" X 71" (3.048 X 0.677 X 1.803 M)			•	59.8 LB (27.2 KG)	AL-Q3002
	WIDE WITH ADJUSTABLE LEGS (W X D X H)		6' 3 1/4" X 50 3/4" X 71" (1.912 X 1.290 X 1.803 M)	•			73.8 LB (33.5 KG)	AL-Q3003
			8' 2 1/4" X 50 3/4" X 71" (2.496 X 1.290 X 1.803 M)		•		76.1 LB (34.6 KG)	AL-Q3004
			10' X 50 3/4" X 71" (3.048 X 1.290 X 1.803 M)			•	78.8 LB (35.8 KG)	AL-Q3005
	UNIVERSAL COMPONENTS							
P	SWIVEL POLYURETHANE CASTER		Ø 5" (0.125 M)	•	•	•	5 LB (2.3 KG)	AL-C0000
			Ø 8" (0.200 M)	•	•	•	9.6 LB (4.4 KG)	AL-C0002
Q	SCREW JACK		MAX. HEIGHT OF 16" (0.406 M)	•	•	•	2.4 LB (1.1 KG)	AL-J0001
			MAX. HEIGHT OF 24 1/4" (0.615 M)	•	•	•	3.1 LB (1.4 KG)	AL-J0002
R	SWIVEL BASE PLATE		6" X 6" (0.152 X 0.152 M)	•	•	•	1.42 LB (0.6 KG)	AL-A0000
S	ADJUSTABLE OUTRIGGER		5' 8 1/8" TO 8' 1/8" (1.730 TO 2.440 M)	•	•	•	11.4 LB (5.2 KG)	AL-O0000
	OUTRIGGER		6' 3/4" (1.849 M)	•	•	•	8.8 LB (4 KG)	AL-O0001
			10' 6" (3.200 M)	•	•	•	15 LB (6.8 KG)	AL-O0002
T	IN-LINE CLAMP		Ø 1.99" (0.505 M) (C/C 2 5/8")	•	•	•	1.2 LB (0.5 KG)	AL-A0001

COLOR CODED

*Maximum load capacity: 25 lb/sq.ft. (122 kg/m²)

ALUMINUM SCAFFOLDING

GET THE **METALTECH APP**

ALUMINUM TOWER SPAN 400 KITS

iNFO Compatible with Instant Upright, Alufase and Vault scaffolding.†

STANDARDS

MEETS ANSI/ASSE A10.8 – 2011
OSHA 29CFR PART 1926
CAN/CSA S269.2

The kits shown below are for 8'-2 ¼" (2.5 m) platform lengths. They give an example of the quantity of items required for assembly. Equivalent kits for 6'-6 ¾" and 10' platform lengths are also available. Please refer to the next page to obtain the item number corresponding to the desired platform length.

SPAN 400 NARROW TOWER KITS

MODEL	MAXIMUM PLATFORM HEIGHT	WEIGHT	LOAD CAPACITY	TOWER KIT DIMENSIONS (W x D X H)	NARROW FRAME AL-F4002	NARROW GUARDRAIL AL-G4000	GUARDRAIL BRACING AL-G4101	DIAGONAL BRACE AL-D0002	HORIZONTAL BRACE AL-B0002	TRAPDOOR PLATFORM AL-P0002	NARROW TOEBOARD AL-T0102	POLYURETHANE CASTER AL-C0002	SCREW JACK AL-J0001	ADJUSTABLE OUTRIGGER AL-O0000	OUTRIGGER AL-O0002
AL-K4007	13'-9 3/8" (4.2 M)	321 LB (146 KG)	1,587 LB (720 KG)	8'-2 1/4" X 26 5/8" X 17'-4 3/8" (2.496 X 0.677 X 5.292 M)	4	2	2	4	5	2	1	4	4	4	0
AL-K4013	20'-8" (6.3 M)	451 LB (205 KG)	1,587 LB (720 KG)	8'-2 1/4" X 26 5/8" X 24'-3" (2.496 X 0.677 X 7.392 M)	6	2	2	7	9	3	1	4	4	4	0
AL-K4019	27'-2 3/4" (8.3 M)	521 LB (237 KG)	1,587 LB (720 KG)	8'-2 1/4" X 26 5/8" X 30'-9 3/4" (2.496 X 0.677 X 9.392 M)	8	2	2	9	13	4	1	4	4	0	4

SPAN 400 WIDE TOWER KITS

MODEL	MAXIMUM PLATFORM HEIGHT	WEIGHT	LOAD CAPACITY	TOWER KIT DIMENSIONS (W x D X H)	WIDE FRAME AL-F4005	WIDE GUARDRAIL AL-G4001	GUARDRAIL BRACING AL-G4101	DIAGONAL BRACE AL-D0002	HORIZONTAL BRACE AL-B0002	PLATFORM AL-P0101	TRAPDOOR PLATFORM AL-P0002	WIDE TOEBOARD SET AL-T0103	POLYURETHANE CASTER AL-C0002	SCREW JACK AL-J0001	ADJUSTABLE OUTRIGGER AL-O0000	OUTRIGGER AL-O0002
AL-K4028	13'-9 3/8" (4.2 M)	477 LB (217 KG)	1,587 LB (720 KG)	8'-2 1/4" X 50 3/4" X 17'-4 3/8" (2.496 X 1.290 X 5.292 M)	4	2	2	8	5	2	2	1	4	4	4	0
AL-K4034	20'-8" (6.3 M)	631 LB (287 KG)	1,587 LB (720 KG)	8'-2 1/4" X 50 3/4" X 24'-3" (2.496 X 1.290 X 7.392 M)	6	2	2	12	9	3	3	1	4	4	4	0
AL-K4040	27'-2 3/4" (8.3 M)	786 LB (375 KG)	1,587 LB (720 KG)	8'-2 1/4" X 50 3/4" X 30'-9 3/4" (2.496 X 1.290 X 9.392 M)	8	2	2	1 5	13	4	4	1	4	4	4	0
AL-K4046	34'-1 1/2" (10.4 M)	954 LB (434 KG)	1,587 LB (720 KG)	8'-2 1/4" X 50 3/4" X 37'-8 1/2" (2.496 X 1.290 X 11.492 M)	10	2	2	20	17	5	5	1	4	4	0	4
AL-K4052	41'-0 1/8" (12.5 M)	1108 LB (503 KG)	1,587 LB (720 KG)	8'-2 1/4" X 50 3/4" X 44'-7 1/8" (2.496 X 1.290 X 13.592 M)	12	2	2	24	21	6	6	1	4	4	0	4

†All trademarks and registered trademarks listed above are the property of their respective owners.

SPAN 400 KITS

	DESCRIPTION	DIMENSIONS	WEIGHT	MODEL
FRAME				
A	NARROW	26 5/8" X 48 7/8" (0.677 X 1.243 M)	8.8 LB (4 KG)	AL-F4000
		26 5/8" X 65 1/4" (0.677 X 1.657 M)	18.6 LB (8.4 KG)	AL-F4001
		26 5/8" X 81 5/8" (0.677 X 2.072 M)	16.4 LB (7.4 KG)	AL-F4002
B	WIDE	50 3/4" X 48 7/8" (1.290 X 1.243 M)	13 LB (5.9 KG)	AL-F4003
		50 3/4" X 65 1/4" (1.290 X 1.657 M)	16.7 LB (7.6 KG)	AL-F4004
		50 3/4" X 81 5/8" (1.290 X 2.072 M)	20.6 LB (9.3 KG)	AL-F4005
C	6-STEPS LADDER WITH LATCH	78.7" (2 M)	14 LB (6.4 KG)	AL-L0002
D	NARROW WITH LADDER SPAN	26 5/8" X 81 5/8" (0.677 X 2.072 M)	23.3 LB (10.6 KG)	AL-F4101
E	WIDE WITH LADDER SPAN	50 3/4" X 81 5/8" (1.290 X 2.072 M)	27.7 LB (12.6 KG)	AL-F4103
GUARDRAIL FRAME				
F	NARROW WITH UPPER PIN SYSTEM	26 5/8" X 27 5/8" (0.677 X 0.703 M)	6.4 LB (2.9 KG)	AL-G4000
G	WIDE WITH UPPER PIN SYSTEM	50 3/4" X 27 5/8" (1.290 X 0.703 M)	8 LB (3.6 KG)	AL-G4001

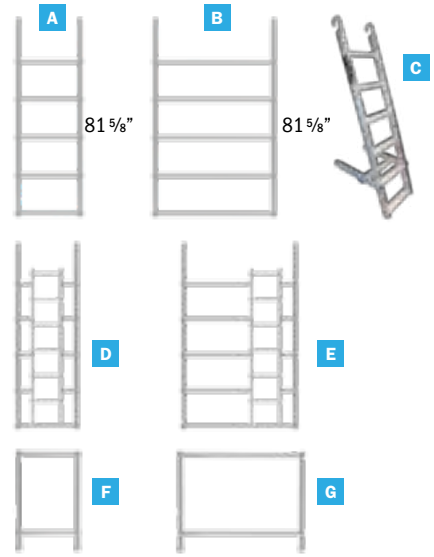

COMPONENTS

	DESCRIPTION	DIMENSIONS		COMPATIBLE 2 M	2.5 M	3 M	WEIGHT	MODEL
GUARDRAIL AND BRACE								
H	GUARDRAIL	6' 3 1/4" (1.912 M)	(C/C)	•			11.3 LB (5.1 KG)	AL-G4100
		8' 2 1/4" (2.496 M)	(C/C)		•		13 LB (5.9 KG)	AL-G4101
		10' (3.048 M)	(C/C)			•	14.5 LB (6.6 KG)	AL-G4102
I	BRACE DIAGONAL	6' 10" (2.084 M)	(C/C)	•			4 LB (1.8 KG)	AL-D0001
		8' 7 1/2" (2.630 M)	(C/C)		•		4.8 LB (2.2 KG)	AL-D0002
		10' 4 3/8" (3.158 M)	(C/C)			•	5.5 LB (2.5 KG)	AL-D0003
J	BRACE HORIZONTAL	6' 3 1/4" (1.912 M)	(C/C)	•			3.7 LB (1.7 KG)	AL-B0001
		8' 2 1/4" (2.496 M)	(C/C)		•		4.4 LB (2 KG)	AL-B0002
		10' (3.048 M)	(C/C)			•	5.3 LB (2.4 KG)	AL-B0003
ALUMINUM PLATFORM								
K	WITH ANTI-SLIP PLYWOOD DECK*	6' 3 1/4" X 24" (1.912 X 0.609 M)		•			30.4 LB (13.8 KG)	AL-P0100
		8' 2 1/4" X 24" (2.496 X 0.609 M)			•		37.9 LB (17.2 KG)	AL-P0101
		10' X 24" (3.048 X 0.609 M)				•	43.3 LB (19.7 KG)	AL-P0102
L	WITH TRAPDOOR AND ANTI-SLIP PLYWOOD DECK*	6' 3 1/4" X 24" (1.912 X 0.609 M)		•			31 LB (14.1 KG)	AL-P0001
		8' 2 1/4" X 24" (2.496 X 0.609 M)			•		38.5 LB (17.5 KG)	AL-P0002
		10' X 24" (3.048 X 0.609 M)				•	44 LB (20 KG)	AL-P0003
M	WITH CHECKER PLATE DECK	6' 3 1/4" X 24" (1.912 X 0.609 M)		•			30.4 LB (13.8 KG)	AL-P1001
		8' 2 1/4" X 24" (2.496 X 0.609 M)			•		38.5 LB (17.5 KG)	AL-P1003
		10' X 24" (3.048 X 0.609 M)				•	43.3 LB (19.7 KG)	AL-P1005
N	WITH TRAPDOOR AND CHECKER PLATE DECK	6' 3 1/4" X 24" (1.912 X 0.609 M)		•			31 LB (14.1 KG)	AL-P1000
		8' 2 1/4" X 24" (2.496 X 0.609 M)			•		38.5 LB (17.5 KG)	AL-P1002
		10' X 24" (3.048 X 0.609 M)				•	44 LB (20 KG)	AL-P1004
WOODEN TOEBOARD SET								
O	NARROW	6' 3 1/4" X 27 1/8" (1.912 X 0.689 M)		•			15 LB (6.8 KG)	AL-T0100
		8' 2 1/4" X 27 1/8" (2.496 X 0.689 M)			•		18.8 LB (8.4 KG)	AL-T0102
		10' X 27 1/8" (3.048 X 0.689 M)				•	21.6 LB (9.8 KG)	AL-T0104
	WIDE	6' 3 1/4" X 51 1/8" (1.912 X 1.298 M)		•			19.1 LB (8.7 KG)	AL-T0101
		8' 2 1/4" X 51 1/8" (2.496 X 1.298 M)			•		25.3 LB (11.5 KG)	AL-T0103
		10' X 51 1/8" (3.048 X 1.298 M)				•	31.7 LB (14.4 KG)	AL-T0105
UNIVERSAL COMPONENTS								
P	SWIVEL POLYURETHANE CASTER	Ø 5" (0.125 M)		•	•	•	5 LB (2.3 KG)	AL-C0000
		Ø 8" (0.200 M)		•	•	•	9.6 LB (4.4 KG)	AL-C0002
Q	SCREW JACK	16" (0.406 M)		•	•	•	2.4 LB (1.1 KG)	AL-J0001
		24 1/4" (0.615 M)		•	•	•	3.1 LB (1.4 KG)	AL-J0002
R	SWIVEL BASE PLATE	6" X 6" (0.152 X 0.152 M)		•	•	•	1.42 LB (0.6 KG)	AL-A0000
S	ADJUSTABLE OUTRIGGER	5' 8 1/8" TO 8' 1/8" (1.730 TO 2.440 M)		•	•	•	11.4 LB (5.2 KG)	AL-O0000
	OUTRIGGER	6' 3/4" (1.849 M)		•	•	•	8.8 LB (4 KG)	AL-O0001
		10' 6" (3.200 M)		•	•	•	15 LB (6.8 KG)	AL-O0002
T	IN-LINE CLAMP	Ø 1.99" (0.505 M) (C/C 2 5/8")		•	•	•	1.2 LB (0.5 KG)	AL-A0001

COLOR CODED

*Maximum load capacity: 25 lb/sq.ft. (122 kg/m²)



ALUMINUM SCAFFOLDING

GET THE **METALTECH APP**

EASY-SET SCAFFOLD TOWER

800 lb LOAD CAPACITY

12' REACH

12' REACH

18' REACH

	6' EASY-SET SCAFFOLD TOWER	6' EASY-SET SCAFFOLD TOWER WITH GUARDRAILS	12' EASY-SET SCAFFOLD TOWER WITH GUARDRAILS AND OUTRIGGERS
DIMENSIONS (W X D X H)	65 X 31 X 72 IN. (165 X 78 X 185 CM)	65 X 31 X 108 IN. (165 X 78 X 275 CM)	65 X 31 X 180 IN. (165 X 78 X 455 CM)
STANDING HEIGHT	6 FT (1.8 M)	6 FT (1.8 M)	12 FT (3.5 M)
REACH HEIGHT	12 FT (3.5 M)	12 FT (3.5 M)	18 FT (5.3 M)
PACKAGE DIMENSIONS (W X D X H)	75 X 32 1/2 X 11 1/2 IN. (190 X 82 X 29 CM)	75 X 32 1/2 X 21 1/4 IN. (190 X 82 X 54 CM)	75 X 32 1/2 X 28 3/4 IN. (190 X 82 X 73 CM)
PACKAGING WEIGHT	72.9 LB (33.1 KG)	159.2 LB (72.2 KG)	268 LB (121.5 KG)
LOAD CAPACITY	800 LB (363 KG)	800 LB (363 KG)	800 LB (363 KG)
STANDARDS	MEETS ANSI/ASSE A10.8 – 2011 OSHA 29CFR PART 1926 CAN/CSA S269.2	MEETS ANSI/ASSE A10.8 – 2011 OSHA 29CFR PART 1926 CAN/CSA S269.2	MEETS ANSI/ASSE A10.8 – 2011 OSHA 29CFR PART 1926 CAN/CSA S269.2
MODEL	**AL-Q0100**	**AL-Q0105**	**AL-Q0106**
UPC	**778300001460**	**778300001477**	**778300001484**

INCLUDED IN PACK

QTY.	
1	FOLDABLE BASE
1	TRAPDOOR PLATFORM
1	DIAGONAL BRACE
4	CASTER

INCLUDED IN PACK

QTY.	
1	FOLDABLE BASE
1	TRAPDOOR PLATFORM
2	DIAGONAL BRACE
4	CASTER
5	HORIZONTAL BRACE
2	4 RUNG EXTENSION FRAME

INCLUDED IN PACK

QTY.	
1	FOLDABLE BASE
2	TRAPDOOR PLATFORM
4	DIAGONAL BRACE
4	CASTER
9	HORIZONTAL BRACE
2	4 RUNG EXTENSION FRAME
4	OUTRIGGER
1	TOEBOARD SET
2	7 RUNG EXTENSION FRAME

iNFO

BRACE HOOK
FRAME LOCKING PIN

ADJUSTABLE LEG AND CASTER

OUTRIGGER EXTENSION

24' REACH

30' REACH

	18' EASY-SET SCAFFOLD TOWER WITH GUARDRAILS AND OUTRIGGERS	24' EASY-SET SCAFFOLD TOWER WITH GUARDRAILS AND OUTRIGGERS
DIMENSIONS (W X D X H)	65 X 31 X 252 IN. (165 X 78 X 640 CM)	65 X 31 X 324 IN. (165 X 78 X 823 CM)
STANDING HEIGHT	18 FT (5.3 M)	24 FT (7.1 M)
REACH HEIGHT	24 FT (7.1 M)	30 FT (8.9 M)
PACKAGE DIMENSIONS (W X D X H)	75 X 32 1/2 X 33 1/2 IN. (190 X 82 X 85 CM)	88 1/2 X 32 1/2 X 42 IN. (225 X 82 X 107 CM)
PACKAGING WEIGHT	322.6 LB (146.3 KG)	431.5 LB (195.7 KG)
LOAD CAPACITY	800 LB (363 KG)	800 LB (363 KG)
STANDARDS	MEETS ANSI/ASSE A10.8 – 2011 OSHA 29CFR PART 1926 CAN/CSA S269.2	MEETS ANSI/ASSE A10.8 – 2011 OSHA 29CFR PART 1926 CAN/CSA S269.2
MODEL	**AL-Q0107**	**AL-Q0108**
UPC	**778300001491**	**778300001729**

INCLUDED IN PACK

QTY.	
1	FOLDABLE BASE
2	TRAPDOOR PLATFORM
8	DIAGONAL BRACE
4	ADJUSTABLE LEG WITH CASTER
9	HORIZONTAL BRACE
2	4 RUNG EXTENSION FRAME
4	OUTRIGGER
1	TOEBOARD SET
4	7 RUNG EXTENSION FRAME

INCLUDED IN PACK

QTY.	
1	FOLDABLE BASE
3	TRAPDOOR PLATFORM
10	DIAGONAL BRACE
4	ADJUSTABLE LEG WITH CASTER
13	HORIZONTAL BRACE
2	4 RUNG EXTENSION FRAME
4	JUMBO OUTRIGGER
1	TOEBOARD SET
6	7 RUNG EXTENSION FRAME

PLATFORM HOOK

FOLDING BASE UNIT

GET THE **METALTECH APP**

FIBERGLASS SERIES™ SCAFFOLDING

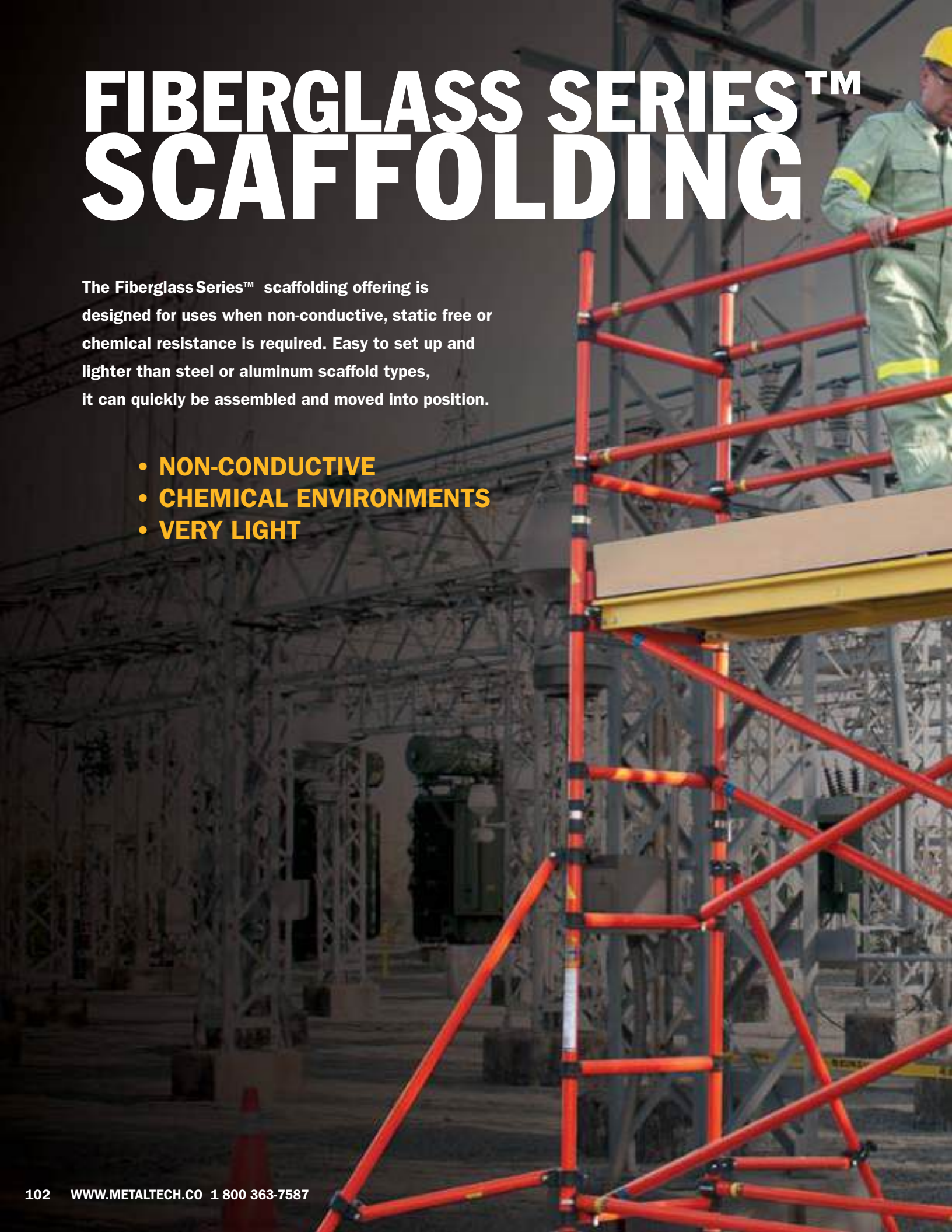

The Fiberglass Series™ scaffolding offering is designed for uses when non-conductive, static free or chemical resistance is required. Easy to set up and lighter than steel or aluminum scaffold types, it can quickly be assembled and moved into position.

- **NON-CONDUCTIVE**
- **CHEMICAL ENVIRONMENTS**
- **VERY LIGHT**

L112B
BUILT TOUGH FOR SAFETY
METALTECH®

FIBERGLASS SCAFFOLDING

TESTED IN CONFORMITY TO CSA STANDARD S269.2-M87

iNFO Imperial units for reference only.

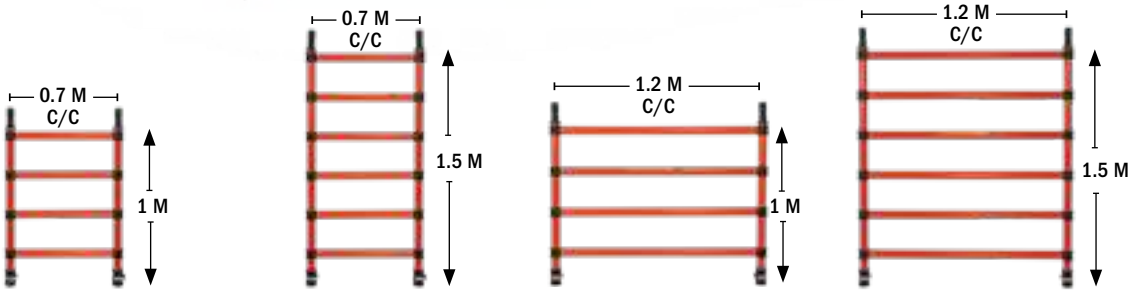

DESCRIPTION	1 X 0.7 M FRAME	1.5 X 0.7 M FRAME	1 X 1.2 M FRAME	1.5 X 1.2 M FRAME
DIMENSIONS (H X W)	1 X 0.7 M (3'-3 3/8" X 2'-3 9/16")	1.5 X 0.7 M (4'-11 1/16" X 2'-3 9/16")	1 X 1.2 M (3'-3 3/8" X 3'-11 1/4")	1.5 X 1.2 M (4'-11 1/16" X 3'-11 1/4")
WEIGHT	5.2 KG (11.4 LB)	7.4 KG (16.4 LB)	6.9 KG (15.3 LB)	10.1 KG (22.2 LB)
STANDARDS	CSA - S269.2-M87	CSA - S269.2-M87	CSA - S269.2-M87	CSA - S269.2-M87
MODEL	**F-FRA0710L**	**F-FRA0715L**	**F-FRA1210L**	**F-FRA1215L**



WOOD TOEBOARD		
DIMENSIONS	WEIGHT	MODEL
0.7 M (2'-3 9/16")	0.7 KG (1.64 LB)	**F-TB07**
1.2 M (3'-11 1/4")	1.5 KG (3.28 LB)	**F-TB12**
2.4 M (7'-10 1/2")	3 KG (6.64 LB)	**F-TB24**

DESCRIPTION	TOEBOARD BRACKET
WEIGHT	0.4 KG (0.86 LB)
STANDARD	CSA - S269.2-M87
MODEL	**F-TBBRACK**

STANDARD: CSA - S269.2-M87

BRACE				
DESCRIPTION	DIMENSIONS	WEIGHT	COLOR ID	MODEL
HORIZONTAL	2.4 M (7'-10 1/2")	2.5 KG (5.5 LB)	YELLOW	**F-BRAH24**
DIAGONAL	2.6 M (8'-6")	2.6 KG (5.7LB)	BLUE	**F-BRAD24**
0.7 M BRACE PLAN	0.7 X 2.4 M (2' X 7'-10 1/2")	2.5 KG (5.5 LB)	RED	**F-PBRA0724**
1.2 M BRACE PLAN	1.2 X 2.4 M (4' X 7'-10 1/2")	2.7 KG (5.9 LB)	RED	**F-PBRA1224**

STANDARD: CSA - S269.2-M87

OUTRIGGER		
DIMENSIONS	WEIGHT	MODEL
2 M (6'-6 3/4")	3.8 KG (8.3 LB)	**F-OUT20**
3 M (9'-10 1/8")	4.7 KG (10.3 LB)	**F-OUT30**

STANDARD: CSA - S269.2-M87

DESCRIPTION	8" CASTER WITH LEVELING JACK	90° FIXED CLAMP	SWIVEL CLAMP	ACCESS LADDER
DIMENSIONS	85 CM (2'-9 15/32")	Ø 5.05 CM (Ø 1.99")	Ø 5.05 CM (Ø 1.99")	2.4 - 3.65 M (7'-10 1/2" X 11'-11 11/16")
CAPACITY	N /A	N /A	N /A	149.69 KG (330 LB)
WEIGHT	5.9 KG (13.1 LB)	0.73 KG (1.61 LB)	0.79 KG (1.75 LB)	16.6 KG (36.66 LB)
STANDARD	CSA - S269.2-M87	CSA - S269.2-M87	CSA - S269.2-M87	CSA - S269.2-M87
MODEL	**F-ADJ200**	**F-TCFDU**	**F-TCSDU**	**F-LAD2436**



DESCRIPTION	PLATFORM ANTI-SLIP	PLATFORM ANTI-SLIP WITH TRAPDOOR
DIMENSIONS	2.4 M (7'-10 1/2")	2.4 M (7'-10 1/2")
CAPACITY	225 KG (496 LB)	225 KG (496 LB)
WEIGHT	22.6 KG (49.8 LB)	22.4 KG (49.3 LB)
STANDARD	CSA - S269.2-M87	CSA - S269.2-M87
MODEL	**F-DP24**	**F-DH24**

GET THE **METALTECH APP**

FIBERGLASS TOWER KITS

TESTED IN CONFORMITY TO CSA STANDARD CSA - S269.2-M87

UP TO 20 TOWER KITS

FIBERGLASS SERIES™ SCAFFOLDING

0.7 M WIDE FIBERGLASS TOWER KITS

MODEL	MAXIMUM PLATFORM HEIGHT	WEIGHT	F-FRA0710L	F-FRA0715L	F-FRA1210L	F-FRA1215L	F-BRAH24	F-BRAD24	F-PBRA0724	F-PBRA1224	F-DP24	F-DH24	F-ADJ200	F-OUT20	F-OUT30	F-LAD2436	F-TB07	F-TB12	F-TB24	F-TBBRACK
F-KIT0715	1.5 M (4'-11 1/16")	208 LB (95 KG)	2	2			6	2	1			1	4							
F-KIT0720	2 M (6'-6 3/4")	283 LB (129 KG)		4			6	4	1			1	4	4			2		2	4
F-KIT0725	2.5 M (8'-2 7/16")	333 LB (151 KG)	4	2			6	4	1			2	4	4		1	2		2	4
F-KIT0730	3 M (9'-10 1/8")	354 LB (161 KG)	2	4			6	6	1		1	2	4	4		1	2		2	4
F-KIT0735	3.5 M (11'-5 25/32")	444 LB (202 KG)		6			10	6	1			2	4		4	1	2		2	4
F-KIT0740	4 M (13'-1 15/32")	468 LB (213 KG)	4	4			10	8	1			2	4		4	1	2		2	4
F-KIT0745	4.5 M (14'-9 5/32")	478 LB (217 KG)	2	6			10	8	1			2	4		4	1	2		2	4
F-KIT0750	5 M (16'-4 27/32")	597 LB (271 KG)		8			10	8	1			3	4		4	2	2		2	4

1.2 M WIDE FIBERGLASS TOWER KITS

F-KIT1215	1.5 M (4'-11 1/16")	282 LB (128 KG)			2	2	6	2		1	1	1	4							
F-KIT1220	2 M (6'-6 3/4")	303 LB (138 KG)				4	6	4		1	1	1	4					2	2	4
F-KIT1225	2.5 M (8'-2 7/16")	364 LB (166 KG)			4	2	6	6		1	1	1	4			1		2	2	4
F-KIT1230	3 M (9'-10 1/8")	488 LB (222 KG)			2	4	10	6		1	1	2	4		4	1		2	2	4
F-KIT1235	3.5 M (11'-5 25/32")	509 LB (231 KG)				6	10	8		1	1	2	4		4	1		2	2	4
F-KIT1240	4 M (13'-1 15/32")	572 LB (260 KG)			4	4	10	8		1	2	2	4		4	1		2	2	4
F-KIT1245	4.5 M (14'-9 5/32")	604 LB (275 KG)			2	6	12	10		1	2	2	4		4	2		2	2	4
F-KIT1250	5 M (16'-4 27/32")	711 LB (323 KG)				8	14	10		1	3	2	4		4	2		2	2	4
F-KIT1255	5.5 M (18' 17/32")	736 LB (334 KG)			4	6	14	12		1	3	2	4		4	2		2	2	4
F-KIT1260	6 M (19'-8 7/32")	796 LB (362 KG)			2	8	14	12		1	3	3	4		4	2		2	2	4
F-KIT1265	6.5 M (21'-3 29/32")	817 LB (371 KG)			6	6	14	14		1	3	3	4		4	2		2	2	4
F-KIT1270	7 M (22'-11 19/32")	853 LB (388 KG)			4	8	16	16		1	3	3	4		4	2		2	2	4

Imperial unit for approximate reference

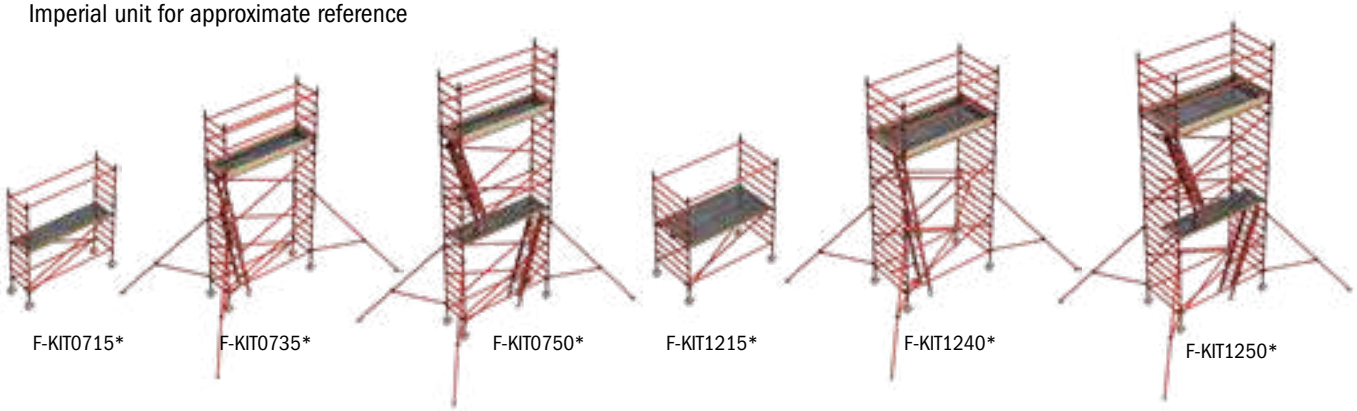

F-KIT0715* F-KIT0735* F-KIT0750* F-KIT1215* F-KIT1240* F-KIT1250*

* DRAWINGS DIFFER FROM ACTUAL PRODUCTS

SAFECLIMB™ PLATFORM

SPEEDY SCAFFOLDING

TESTED IN CONFORMITY TO CSA STANDARD S269.2

iNFO Imperial units for reference only.

3 m REACH

225 kg LOAD CAPACITY

ASSEMBLED DIMENSIONS (W X D X H)	**196 X 74 X 196 CM (77-3/16" X 29-1/8" X 77-3/16")**
PACKAGE DIMENSIONS (W X D X H)	206.1 X 83.2 X 24.8 CM (81-1/8" X 32-3/4" X 9-3/4")
WEIGHT	43.5 KG (96 LB)
LOAD CAPACITY	225 KG (496 LB)
REACH	3 M (9'-10 1/8")
PLATFORMS	ANTI-SLIP WITH TRAPDOOR ACCESS
STRUCTURE	5 CM (2 IN.) TUBULAR FIBERGLASS
CASTERS	13 CM (5 IN.) DOUBLE LOCKING HEAVY DUTY
STANDARDS	ANSI, CSA AND OSHA
MODEL	**F-ISPC**
UPC	**778300700660**

iNFO

» Compact storage
» Easily assembled
» Trapdoor access

» Light weight
» Corrosion resistant

» Non conductive
» Prevent static electricity

GET THE **METALTECH APP**

SAFETY GUARDRAIL SYSTEMS

Versatile installation systems to meet your needs. Metaltech offers two systems with multiple advantages! The Standard and the Stackable installations can also be combined to provide the best solution for your needs. The "Standard" installation offers a linear configuration. It is your best solution to protect a wide perimeter temporarily or permanently. The "Stackable" installation allows for a more compact installation when there is limited space or to secure a workspace for short distances since bases can be stacked on top of one another.

- **AVOID FALLING HAZARDS**
- **PROTECT YOUR ROOF**
- **SAVE TIME AND MONEY**

BUILT TOUGH FOR SAFETY

METALTECH®

SAFETY GUARDRAIL SYSTEMS

REGULATIONS/STANDARDS

- ✓ NBC
- ✓ CSTC
- ✓ CNESST
- ✓ ANSI
- ✓ RSST
- ✓ OBC
- ✓ OSHA
- ✓ WORKSAFE BC

STANDARD SYSTEM



Bases with toeboard fitting
(Optional toeboards)

STACKABLE SYSTEM

ACCESS HATCH

WARNING LINE

TUBE				
DIMENSIONS	COMPATIBLE	WEIGHT	USE WITH	MODEL
Ø 1.9 / 45 IN.	STANDARD/ STACKABLE/ACCESS HATCH	3.49 LB (1.58 KG)	1 BASE	**M-MTA45**
Ø 1.9 / 60 IN.	STANDARD/ STACKABLE/ACCESS HATCH	4.66 LB (2.11 KG)	2 BASES	**M-MTA60**
Ø 1.9 / 75 IN.	STANDARD/ STACKABLE/ACCESS HATCH	5.82 LB (2.64 KG)	3 BASES	**M-MTA75**
Ø 1.9 / 120 IN.	STANDARD/ STACKABLE/ACCESS HATCH	9.31 LB (4.22 KG)	-	**M-MTA120**
Ø 1.9 / 240 IN.	STANDARD/ STACKABLE/ACCESS HATCH	18.62 LB (8.45 KG)	-	**M-MTA240**

DESCRIPTION	GUARDRAIL POST	GUARDRAIL POST	END TUBE	BASE
DIMENSIONS	Ø 1.9 / 42 IN.	Ø 1.9 / 35.9 IN.	Ø 1.9 / 18 IN.	21 X 21 IN.
COMPATIBLE	STANDARD	STACKABLE / WARNING LINE	STANDARD/STACKABLE/ WARNING LINE/ACCESS HATCH	STANDARD/STACKABLE/ WARNING LINE
WEIGHT	3.26 LB (1.48 KG)	2.85 LB (1.29 KG)	1.4 LB (0.64 KG)	46 LB (20.86 KG)
MODEL	**M-MTS04**	**M-MTS01**	**M-MTA18**	**M-MTB**

DESCRIPTION	BASE SUPPORT	BASE PLATE	FOOT CLAMP	TUBE CLAMP	ALUMINUM SWING DOOR
DIMENSIONS	7 X 11.25 IN.	7 X 0.75 IN.	4.5 X 5 X 4 IN.	1 X 3.5 X 3.75 IN.	32.25 UP TO 46.25 X 23 IN.
COMPATIBLE	STACKABLE/ WARNING LINE	STACKABLE/ WARNING LINE	STANDARD	STANDARD	ACCESS HATCH
WEIGHT	4.47 LB (2.03 KG)	1.5 LB (0.68 KG)	5.9 LB (2.68 KG)	1.7 LB (0.77 KG)	20.5 LB (9.3 KG)
MODEL	**M-MTS02**	**M-MTS03**	**M-MTCF**	**M-MTCC**	**M-MCRGAL**

DESCRIPTION	HOOK CLAMP	ELBOW	JOINT	T-CLAMP
COMPATIBLE	STANDARD/STACKABLE/ WARNING LINE/ACCESS HATCH	STANDARD/STACKABLE/ WARNING LINE/ACCESS HATCH	STANDARD/STACKABLE/ WARNING LINE/ACCESS HATCH	STANDARD/STACKABLE/ WARNING LINE/ACCESS HATCH
WEIGHT	2.4 LB (1.09 KG)	2.2 LB (1 KG)	1.4 LB (0.64 KG)	1.5 LB (0.68 KG)
MODEL	**M-MTCH**	**M-MTCE**	**M-MTCL**	**M-MTCT**

DESCRIPTION	PIVOT CLAMP	4-WAY LINE CLAMP	4-WAY FLANGE	WALL JOINT
COMPATIBLE	STANDARD/STACKABLE/ WARNING LINE/ACCESS HATCH	STANDARD/STACKABLE/ WARNING LINE/ACCESS HATCH	STANDARD/STACKABLE/ WARNING LINE/ACCESS HATCH	STANDARD/STACKABLE/ WARNING LINE/ACCESS HATCH
WEIGHT	2.4 LB (1.09 KG)	2.2 LB (1 KG)	2 LB (0.91 KG)	1.7 LB (0.77 KG)
MODEL	**M-MTCP**	**M-MTC4L**	**M-MTC4E**	**M-MTCW**

DESCRIPTION	LADDER STABILIZER	CORNER BRACKET	1/2-13 X 26" THREADED ROD	1/2-13 X 32" THREADED ROD	HOOK CLAMP
COMPATIBLE	STANDARD/STACKABLE	ACCESS HATCH	ACCESS HATCH	ACCESS HATCH	WARNING LINE
WEIGHT	5 LB (2.3 KG)	4.5 LB (2 KG)	1.1 LB (0.5 KG)	1.3 LB (0.6 KG)	0.6 LB (0.27 KG)
MODEL	**M-MTSLD**	**M-MTHBR**	**VB-TF1/2X26GV**	**VB-TF1/2X32GV**	**M-MTCWL**

DESCRIPTION	NYLON ROPE WITH PENNANTS	PLASTIC PENNANT	8' NYLON COATED STEEL WIRE WITH CARABINERS	20' NYLON COATED STEEL WIRE WITH CARABINERS
DIMENSIONS	98 FT 5 IN. (30 M)	6.5 X 9 IN. (16.5 X 22.8 CM)	8 FT (2.4 M)	20 FT (6.1 M)
COMPATIBLE	WARNING LINE	WARNING LINE	WARNING LINE	WARNING LINE
WEIGHT	1.58 LB (0.72 KG)	0.13 LB (0.06 KG)	0.9 LB (0.41 KG)	1.5 LB (0.68 KG)
MODEL	**M-MTWLR**	**M-MTWLFPL**	**M-MTWLC8**	**M-MTWLC20**
			Installation in Quebec according to RSST - S-2.1, R.4 - 2.9.4.1	Installation in Canada (except Quebec) and the United States according to OSHA 29 C.F.R. & 1926.502 (F).

	DESCRIPTION	COMPATIBLE	MODEL
1	1/2" CLAMPING SCREW	STANDARD/STACKABLE/ WARNING LINE/ACCESS HATCH	**VB-BSSC3/8-BSPX1/2Z**
2	7/8" CLAMPING SCREW	STANDARD/STACKABLE/ WARNING LINE/ACCESS HATCH	**VB-BSSC3/8-BSPX7/8Z**
3	20 MM NUT	STACKABLE/WARNING LINE/ ACCESS HATCH	**VB-NM20Z**
4	1/2" LOCK WASHER	ACCESS HATCH	**VB-WL1/2GV**
5	LOCKING-PIN	STACKABLE/WARNING LINE	**I-CAS5PIN**
6	SPRING-LOCK	STACKABLE/WARNING LINE	**M-MLS**
7	STEEL CARABINER	WARNING LINE	**VB-CAC023/4Z**
8	CABLE CLIP	WARNING LINE	**M-MTWLCC**
9	END CAP	STANDARD/STACKABLE/ WARNING LINE/ACCESS HATCH	**AL-A0050**

GET THE **METALTECH APP**

LADDERS AND STEP STOOLS

Metaltech provides a range of ladders and step stools to complete its work at heights products category, they are designed for specific and multi-purpose use, for interior or exterior applications. Most are built to include aluminum in their construction, they are lightweight, safe, versatile and easy to store.

- **LIGHTWEIGHT**
- **VERSATILITY**
- **EASE AND SAFE TO USE**

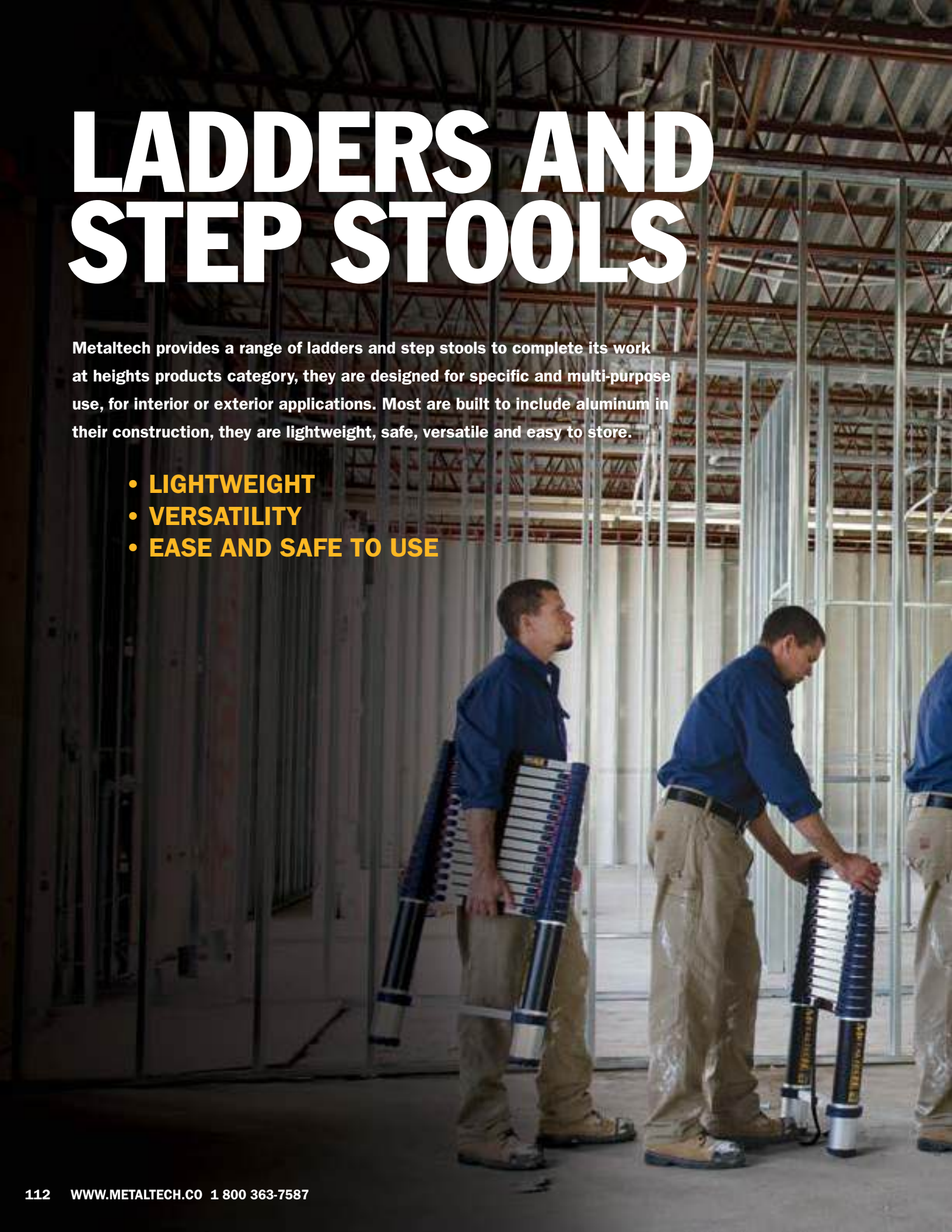

BUILT TOUGH FOR
SAFETY
METALTECH®

12.5' TELESCOPIC LADDER

250 lb LOAD CAPACITY | **16'** REACH | CSA GRADE 1 | ALUMINUM

OPEN (W X D X H)	19 X 4.5 X 150 IN. (48.3 X 11.4 X 381 CM)
CLOSED (W X D X H)	19 X 4.5 X 32 IN. (48.3 X 11.4 X 81.3 CM)
PACKAGE DIMENSIONS (W X D X H)	21 X 5.25 X 33.5 IN. (53.3 X 13.3 X 85 CM)
REACH	16 FT (4.9 M)
WEIGHT	25 LB (11 KG)
LOAD CAPACITY	250 LB (113 KG)
STANDARD	CERTIFIED CSA-Z11-18 GRADE 1
MATERIAL	AIRCRAFT GRADE ALUMINUM ALLOY 6005-T6
MODEL	**E-LAD12T2**
UPC	**778300401222**

iNFO

SAFE AND COMPACT

ADJUSTABLE TO REQUIRED HEIGHT

LIGHTWEIGHT

15.5' TELESCOPIC LADDER

250 lb LOAD CAPACITY | 19' REACH | CSA GRADE 1 | ALUMINUM

OPEN (W X D X H)	19.5 X 4.5 X 188.5 IN. (49.5 X 11.4 X 478.8 CM)
CLOSED (W X D X H)	19.5 X 4.5 X 36 IN. (49.5 X 11.4 X 91.4 CM)
PACKAGE DIMENSIONS (W X D X H)	21.5 X 6 X 38 IN. (54.6 X 15.2 X 96.5 CM)
REACH	19 FT (5.8 M)
WEIGHT	40.5 LB (18.4 KG)
LOAD CAPACITY	250 LB (113 KG)
STANDARD	CERTIFIED CSA-Z11-18 GRADE 1
MATERIAL	AIRCRAFT GRADE ALUMINUM ALLOY 6005-T6
MODEL	**E-LAD15T1**
UPC	**778300401512**

iNFO

SAFE AND COMPACT

ADJUSTABLE TO REQUIRED HEIGHT

LIGHTWEIGHT

GET THE **METALTECH APP**

TELESCOPING MULTI-POSITION LADDERS

5-IN-1

300 lb LOAD CAPACITY

DESCRIPTION	13' MULTI-POSITION LADDER	17' MULTI-POSITION LADDER	21' MULTI-POSITION LADDER	25' MULTI-POSITION LADDER
CLOSED DIMENSIONS (W X D X H)	22.25 X 7.75 X 42.75 IN. (56.5 X 19.7 X 108.6 CM)	23.5 X 8 X 54.5 IN. (59.7 X 20.3 X 138.4 CM)	26.75 X 8.75 X 66.5 IN. (67.9 X 22.2 X 168.9 CM)	29.5 X 8 X 78.5 IN. (74.9 X 20.3 X 199.4 CM)
LADDER HEIGHT	13 FT (4 M)	17 FT (5.2 M)	21 FT (6.4 M)	25 FT (7.6 M)
MAXIMUM REACH*	14 FT 4 IN. (4.4 M)	18 FT 1 IN. (5.5 M)	22 FT (6.7 M)	26 FT (7.9 M)
WEIGHT	27.6 LB (12.5 KG)	34.5 LB (15.6 KG)	42.3 LB (19.2 KG)	53.1 LB (24.1 KG)
NUMBER OF POSITIONS	19	28	38	49
LOAD CAPACITY	300 LB (136 KG)	300 LB (136 KG)	300 LB (136 KG)	300 LB (136 KG)
MATERIAL	ALUMINUM	ALUMINUM	ALUMINUM	ALUMINUM
STANDARD	ANSI TYPE IA, CSA GRADE 1A AND OSHA	ANSI TYPE IA, CSA GRADE 1A AND OSHA	ANSI TYPE IA, CSA GRADE 1A AND OSHA	ANSI TYPE IA, CSA US AND OSHA
MODEL	**E-MTL7000AL**	**E-MTL7100AL**	**E-MTL7200AL**	**E-MTL7300AL**
UPC	**778300001590**	**778300001606**	**778300001613**	**778300000937**
HIGHEST STANDING LEVEL				
STEPLADDER	2 FT 11 IN. (0.89 M)	4 FT 9 IN. (1.4 M)	6 FT 9 IN. (2.1 M)	8 FT 7 IN. (2.6 M)
EXTENSION LADDER	7 FT 9 IN. (2.4 M)	11 FT 7 IN. (3.5 M)	15 FT 5 IN. (3.5 M)	20 FT (6.1 M)
SCAFFOLD SUPPORTS	1 FT 11 IN. (0.58 M)	2 FT 11 IN. (0.89 M)	3 FT 10 IN. (1.2 M)	4 FT 9 IN. (1.4 M)

*Calculated with a 5'9" (1.75 m) person with a vertical 12" (30 cm) reach.

iNFO

EXTENSION LADDER

TWO-PERSON STEPLADDER

SCAFFOLD SUPPORTS

TELESCOPING WORK PLANKS AND LADDER JACKS

DESCRIPTION	9' TELESCOPING WORK PLANK	13' TELESCOPING WORK PLANK	17' TELESCOPING WORK PLANK
CLOSED DIMENSIONS (WXDXH)	72 X 12 X 2 IN. (183.2 X 30.2 X 5 CM)	96 X 12 X 2 IN. (244.2 X 30.2 X 5 CM)	120 X 12 X 2 IN. (305.2 X 30.2 X 5 CM)
OPEN DIMENSIONS (WXDXH)	107.75 X 12 X 2 IN. (273.8 X 30.2 X 5 CM)	156 X 12 X 2 IN. (396 X 30.2 X 5 CM)	204 X 12 X 2 IN. (518 X 30.2 X 5 CM)
EXTEND	6 UP TO 9 FT (1.8 UP TO 2.7 M)	8 UP TO 13 FT (2.4 UP TO 4 M)	10 UP TO 17 FT (3 UP TO 5.2 M)
LOAD CAPACITY	250 LB (113 KG)	250 LB (113 KG)	250 LB (113 KG)
WEIGHT	31.1 LB (14.1 KG)	41 LB (18.6 KG)	50.7 LB (23 KG)
MATERIAL	ALUMINUM	ALUMINUM	ALUMINUM
STANDARD	ANSI, CSA AND OSHA	ANSI, CSA AND OSHA	ANSI, CSA AND OSHA
MODEL	**M-PEP7000AL**	**M-PEP7100AL**	**M-PEP7200AL**
UPC	**778300000241**	**778300000258**	**778300000265**



DESCRIPTION	2 RUNGS LADDER JACK (18 IN.)	1 PAIR OF 2 RUNG LADDER JACKS (18 IN.)	1 PAIR OF 3 RUNG LADDER JACKS (18 IN.)	1 PAIR OF 3 RUNG LADDER JACKS (18 IN.)
DIMENSIONS (WXDXH)	21.75 X 10 X 16.75 IN. (55.3 X 25.4 X 42.6 CM)	21.75 X 10 X 16.75 IN. (55.3 X 25.4 X 42.6 CM)	21.75 X 10 X 29 IN. (55.3 X 25.4 X 73.7 CM)	21.75 X 10 X 29 IN. (55.3 X 25.4 X 73.7 CM)
QTY PER BOX	1	2	1	2
LOAD CAPACITY	250 LB	250 LB	250 LB	250 LB
ADJUSTABLE	8 NOTCHES OF ANGLE ADJUSTMENT	8 NOTCHES OF ANGLE ADJUSTMENT	8 NOTCHES OF ANGLE ADJUSTMENT	8 NOTCHES OF ANGLE ADJUSTMENT
WEIGHT	4.91 LB (2.23 KG)	9.82 LB (4.45 KG)	6.3 LB (2.856 KG)	12.6 LB (5.72 KG)
FINISH	ALUMINUM	ALUMINUM	ALUMINUM	ALUMINUM
STANDARDS	ANSI, CSA AND OSHA	ANSI, CSA AND OSHA	ANSI, CSA AND OSHA	ANSI, CSA AND OSHA
MODEL	**E-LJ20**	**E-LJ20P**	**E-LJ30**	**E-LJ30P**
UPC	**778300000012**	**778300000005**	**778300000029**	**778300000067**

GET THE **METALTECH APP**

ALUMINUM STEP LADDERS

200 lb LOAD CAPACITY

ALUMINUM

DESCRIPTION	4' ALUMINUM STEP LADDER WITH PAINT TRAY	5' ALUMINUM STEP LADDER WITH PAINT TRAY	6' ALUMINUM STEP LADDER WITH PAINT TRAY
OPEN DIMENSIONS (W X D X H)	19.75 X 30.25 X 46 IN. (50.2 X 76.8 X 116.8 CM)	21.5 X 33.75 X 57.25 IN. (54.6 X 85.7 X 145.4 CM)	23 X 39.25 X 68.75 IN. (58.4 X 99.7 X 174.6 CM)
CLOSED DIMENSIONS (W X D X H)	19.75 X 6.5 X 49.5 IN. (50.2 X 16.5 X 125.7 CM)	21.5 X 6.5 X 61.5 IN. (54.6 X 16.5 X 156.2 CM)	23 X 6.5 X 73.5 IN. (58.4 X 16.5 X 186.7 CM)
STEP LADDER SIZE	4 FT (1.2 M)	5 FT (1.5 M)	6 FT (1.8 M)
MAXIMUM WORKING LENGTH*	8 FT 8 IN. (2.6 M)	9 FT 7 IN. (2.9 M)	10 FT 6 IN. (3.2 M)
HIGHEST STANDING LEVEL	1 FT 11 IN. (0.6 M)	2 FT 10 IN. (0.9 M)	3 FT 9 IN. (1.1 M)
STEP DEPTH	3 IN. (7.6 CM)	3 IN. (7.6 CM)	3 IN. (7.6 CM)
LOAD CAPACITY	200 LB (90.7 KG)	200 LB (90.7 KG)	200 LB (90.7 KG)
WEIGHT	11.9 LB (5.4 KG)	13.7 LB (6.2 KG)	15.6 LB (7.1 KG)
STANDARDS	ANSI TYPE III, CSA CERTIFIED GRADE 3	ANSI TYPE III, CSA CERTIFIED GRADE 3	ANSI TYPE III, CSA CERTIFIED GRADE 3
MATERIAL	ALUMINUM	ALUMINUM	ALUMINUM
MODEL	**E-SLA4TT3**	**E-SLA5TT3**	**E-SLA6TT3**
UPC	**778300009176**	**778300009183**	**778300009190**

200 lb LOAD CAPACITY

ALUMINUM

DESCRIPTION	4' ALUMINUM STEP LADDER	5' ALUMINUM STEP LADDER	6' ALUMINUM STEP LADDER
OPEN DIMENSIONS (W X D X H)	19.75 X 27.75 X 46 IN. (50.2 X 70.5 X 116.8 CM)	21.5 X 33.5 X 57.25 IN. (54.6 X 85.1 X 145.4 CM)	23 X 39.25 X 68.75 IN. (58.4 X 99.7 X 174.6 CM)
CLOSED DIMENSIONS (W X D X H)	19.75 X 6.5 X 49.5 IN. (50.2 X 16.5 X 125.7 CM)	21.5 X 6.5 X 61.5 IN. (54.6 X 16.5 X 156.2 CM)	23 X 6.5 X 73.5 IN. (58.4 X 16.5 X 186.7 CM)
STEP LADDER SIZE	4 FT (1.2 M)	5 FT (1.5 M)	6 FT (1.8 M)
MAXIMUM WORKING LENGTH*	8 FT 8 IN. (2.6 M)	9 FT 7 IN. (2.9 M)	10 FT 6 IN. (3.2 M)
HIGHEST STANDING LEVEL	1 FT 11 IN. (0.6 M)	2 FT 10 IN. (0.9 M)	3 FT 9 IN. (1.1 M)
STEP DEPTH	3 IN. (7.6 CM)	3 IN. (7.6 CM)	3 IN. (7.6 CM)
LOAD CAPACITY	200 LB (90.7 KG)	200 LB (90.7 KG)	200 LB (90.7 KG)
WEIGHT	9.7 LB (4.4 KG)	11.6 LB (5.3 KG)	13.5 LB (6.1 KG)
STANDARDS	ANSI TYPE III, CSA CERTIFIED GRADE 3	ANSI TYPE III, CSA CERTIFIED GRADE 3	ANSI TYPE III, CSA CERTIFIED GRADE 3
MATERIAL	ALUMINUM	ALUMINUM	ALUMINUM
MODEL	**E-SLA4T3**	**E-SLA5T3**	**E-SLA6T3**
UPC	**778300007578**	**778300007585**	**778300007592**

*Calculated with a 5'9" (1.75 m) person with a vertical 12" (30 cm) reach

225 lb LOAD CAPACITY

ALUMINUM

DESCRIPTION	6' ALUMINUM STEP LADDER WITH PAINT TRAY	8' ALUMINUM STEP LADDER WITH PAINT TRAY	10' ALUMINUM STEP LADDER WITH PAINT TRAY
OPEN DIMENSIONS (W X D X H)	23 X 39.25 X 68.5 IN. (58.4 X 99.7 X 174 CM)	26.25 X 50.5 X 91.5 IN. (66.7 X 128.3 X 232.4 CM)	29.75 X 62 X 114.25 IN. (75.6 X 157.5 X 290.2 CM)
CLOSED DIMENSIONS (W X D X H)	23 X 6.5 X 73.5 IN. (58.4 X 16.5 X 186.7 CM)	26.25 X 6.5 X 97.5 IN. (66.7 X 16.5 X 247.7 CM)	29.75 X 6.5 X 121.5 IN. (75.6 X 16.5 X 308.6 CM)
STEP LADDER SIZE	6 FT (1.8 M)	8 FT (2.4 M)	10 FT (3 M)
MAXIMUM WORKING LENGTH*	10 FT 6 IN. (3.2 M)	12 FT 5 IN. (3.8 M)*	14 FT 4 IN. (4.4 M)
HIGHEST STANDING LEVEL	3 FT 9 IN. (1.1 M)	5 FT 8 IN. (1.7 M)	7 FT 7 IN. (2.3 M)
STEP DEPTH	3 IN. (7.6 CM)	3 IN. (7.6 CM)	3 IN. (7.6 CM)
LOAD CAPACITY	225 LB (102 KG)	225 LB (102 KG)	225 LB (102 KG)
WEIGHT	17.2 LB (7.8 KG)	23.5 LB (10.7 KG)	30.2 LB (13.7 KG)
STANDARDS	ANSI TYPE II, CSA CERTIFIED GRADE 2	ANSI TYPE II, CSA CERTIFIED GRADE 2	ANSI TYPE II, CSA CERTIFIED GRADE 2
MATERIAL	ALUMINUM	ALUMINUM	ALUMINUM
MODEL	**E-SLA6TT2**	**E-SLA8TT2**	**E-SLA10TT2**
UPC	**778300009206**	**778300009213**	**778300009220**

225 lb LOAD CAPACITY

ALUMINUM

DESCRIPTION	6' ALUMINUM STEP LADDER	8' ALUMINUM STEP LADDER	10' ALUMINUM STEP LADDER
OPEN DIMENSIONS (W X D X H)	23 X 39.25 X 68.5 IN. (58.4 X 99.7 X 174 CM)	26.25 X 50.5 X 91.5 IN. (66.7 X 128.3 X 232.4 CM)	29.75 X 62 X 114.25 IN. (75.6 X 157.5 X 290.2 CM)
CLOSED DIMENSIONS (W X D X H)	23 X 6.5 X 73.5 IN. (58.4 X 16.5 X 186.7 CM)	26.25 X 6.5 X 97.5 IN. (66.7 X 16.5 X 247.7 CM)	29.75 X 6.5 X 121.5 IN. (75.6 X 16.5 X 308.6 CM)
STEP LADDER SIZE	6 FT (1.8 M)	8 FT (2.4 M)	10 FT (3 M)
MAXIMUM WORKING LENGTH*	10 FT 6 IN. (3.2 M)	12 FT 5 IN. (3.8 M)	14 FT 4 IN. (4.4 M)
HIGHEST STANDING LEVEL	3 FT 9 IN. (1.1 M)	5 FT 8 IN. (1.7 M)	7 FT 7 IN. (2.3 M)
STEP DEPTH	3 IN. (7.6 CM)	3 IN. (7.6 CM)	3 IN. (7.6 CM)
LOAD CAPACITY	225 LB (102 KG)	225 LB (102 KG)	225 LB (102 KG)
WEIGHT	15.1 LB (6.9 KG)	21.4 LB (9.7 KG)	28 LB (12.7 KG)
STANDARDS	ANSI TYPE II, CSA CERTIFIED GRADE 2	ANSI TYPE II, CSA CERTIFIED GRADE 2	ANSI TYPE II, CSA CERTIFIED GRADE 2
MATERIAL	ALUMINUM	ALUMINUM	ALUMINUM
MODEL	**E-SLA6T2**	**E-SLA8T2**	**E-SLA10T2**
UPC	**778300007554**	**778300007561**	**778300007905**

*Calculated with a 5'9" (1.75 m) person with a vertical 12" (30 cm) reach

GET THE **METALTECH APP**

FIBERGLASS STEP LADDERS

225 lb LOAD CAPACITY

FIBERGLASS

WITH PAINT TRAY

DESCRIPTION	6' FIBERGLASS STEP LADDER	6' FIBERGLASS STEP LADDER WITH PAINT TRAY
OPEN DIMENSIONS (WXDXH)	23.75 X 39.75 X 68.5 IN. (60.3 X 101 X 174 CM)	23.75 X 39.75 X 68.5 IN. (60.3 X 101 X 174 CM)
CLOSED DIMENSIONS (WXDXH)	23.75 X 6.5 X 73.75 IN. (60.3 X 16.5 X 187.3 CM)	23.75 X 6.5 X 73.75 IN. (60.3 X 16.5 X 187.3 CM)
STEP LADDER SIZE	6 FT (1.8 M)	6 FT (1.8 M)
MAXIMUM WORKING LENGTH*	10 FT 6 IN. (3.2 M)	10 FT 6 IN. (3.2 M)
HIGHEST STANDING LEVEL	3 FT 9 IN. (1.1 M)	3 FT 9 IN. (1.1 M)
STEP DEPTH	3 IN. (7.6 CM)	3 IN. (7.6 CM)
LOAD CAPACITY	225 LB (103 KG)	225 LB (102 KG)
WEIGHT	17.7 LB (8 KG)	20.2 LB (9.2 KG)
STANDARDS	ANSI TYPE II, CSA CERTIFIED GRADE 2	ANSI TYPE II, CSA CERTIFIED GRADE 2
MATERIAL	FIBERGLASS	FIBERGLASS
MODEL	**E-SLF6T2**	**E-SLF6TT2**
UPC	**778300007547**	**778300007561**

WITH PAINT TRAY

250 lb LOAD CAPACITY

FIBERGLASS

DESCRIPTION	4' FIBERGLASS STEP LADDER WITH PAINT TRAY	6' FIBERGLASS STEP LADDER WITH PAINT TRAY	8' FIBERGLASS STEP LADDER WITH PAINT TRAY
OPEN DIMENSIONS (WXDXH)	20.25 X 30.25 X 45.75 IN. (51.4 X 76.8 X 116.2 CM)	23.75 X 39.75 X 68.5 IN. (60.3 X 101 X 174 CM)	27 X 51 X 91.5 IN. (68.6 X 129.5 X 232.4 CM)
CLOSED DIMENSIONS (WXDXH)	20.25 X 6.5 X 49.75 IN. (51.4 X 16.5 X 126.4 CM)	23.75 X 6.5 X 73.75 IN. (60.3 X 16.5 X 187.3 CM)	27 X 6.5 X 97.5 IN. (68.6 X 16.6 X 247.6 CM)
STEP LADDER SIZE	4 FT (1.2 M)	6 FT (1.8 M)	8 FT (2.4 M)
MAXIMUM WORKING LENGTH*	8 FT 8 IN. (2.6 M)	10 FT 6 IN. (3.2 M)	12 FT 5 IN. (3.8 M)
HIGHEST STANDING LEVEL	1 FT 11 IN. (0.6 M)	3 FT 9 IN. (1.1 M)	5 FT 8 IN. (1.7 M)
STEP DEPTH	3 IN. (7.6 CM)	3 IN. (7.6 CM)	3 IN. (7.6 CM)
LOAD CAPACITY	250 LB (113 KG)	250 LB (113 KG)	250 LB (113 KG)
WEIGHT	15.7 LB (7.1 KG)	20.9 LB (9.5 KG)	26.8 LB (12.2 KG)
STANDARDS	ANSI TYPE I, CSA CERTIFIED GRADE 1	ANSI TYPE I, CSA CERTIFIED GRADE 1	ANSI TYPE I, CSA CERTIFIED GRADE 1
MATERIAL	FIBERGLASS	FIBERGLASS	FIBERGLASS
MODEL	**E-SLF4TT1**	**E-SLF6TT1**	**E-SLF8TT1**
UPC	**778300009244**	**778300009251**	**778300009268**

*Calculated with a 5'9" (1.75 m) person with a vertical 12" (30 cm) reach

250 lb LOAD CAPACITY

FIBERGLASS

DESCRIPTION	4' FIBERGLASS STEP LADDER	6' FIBERGLASS STEP LADDER	8' FIBERGLASS STEP LADDER
OPEN DIMENSIONS (W X D X H)	20.25 X 28.25 X 45.75 IN. (51.4 X 71.8 X 116.2 CM)	23.75 X 39.75 X 68.5 IN. (60.3 X 101 X 174 CM)	27 X 51 X 91.5 IN. (68.6 X 129.5 X 232.4 CM)
CLOSED DIMENSIONS (W X D X H)	20.25 X 6.5 X 49.75 IN. (51.4 X 16.5 X 126.4 CM)	23.75 X 6.5 X 73.75 IN. (60.3 X 16.5 X 187.3 CM)	27 X 6.5 X 97.5 IN. (68.6 X 16.6 X 247.6 CM)
STEP LADDER SIZE	4 FT (1.2 M)	6 FT (1.8 M)	8 FT (2.4 M)
MAXIMUM WORKING LENGTH*	8 FT 8 IN. (2.6 M)	10 FT 6 IN. (3.2 M)	12 FT 5 IN. (3.8 M)
HIGHEST STANDING LEVEL	1 FT 11 IN. (0.6 M)	3 FT 9 IN. (1.1 M)	5 FT 8 IN. (1.7 M)
STEP DEPTH	3 IN. (7.6 CM)	3 IN. (7.6 CM)	3 IN. (7.6 CM)
LOAD CAPACITY	250 LB (113 KG)	250 LB (113 KG)	250 LB (113 KG)
WEIGHT	13.2 LB (6 KG)	18.4 LB (8.4 KG)	24.3 LB (11 KG)
STANDARDS	ANSI TYPE I, CSA CERTIFIED GRADE 1	ANSI TYPE I, CSA CERTIFIED GRADE 1	ANSI TYPE I, CSA CERTIFIED GRADE 1
MATERIAL	FIBERGLASS	FIBERGLASS	FIBERGLASS
MODEL	**E-SLF4T1**	**E-SLF6T1**	**E-SLF8T1**
UPC	**778300007912**	**778300007523**	**778300007530**

300 lb LOAD CAPACITY

FIBERGLASS

DESCRIPTION	4' FIBERGLASS STEP LADDER	6' FIBERGLASS STEP LADDER	8' FIBERGLASS STEP LADDER
OPEN DIMENSIONS (W X D X H)	20.25 X 28.25 X 45.75 IN. (51.4 X 71.8 X 116.2 CM)	23.75 X 39.75 X 68.5 IN. (60.3 X 101 X 174 CM)	27 X 51.25 X 91.5 IN. (68.6 X 130.2 X 232.4 CM)
CLOSED DIMENSIONS (W X D X H)	20.25 X 6.5 X 49.75 IN. (51.4 X 16.5 X 126.4 CM)	23.75 X 6.5 X 73.75 IN. (60.3 X 16.5 X 187.3 CM)	27 X 6.5 X 97.75 IN. (68.5 X 16.51 X 248.3 CM)
STEP LADDER SIZE	4 FT (1.2 M)	6 FT (1.8 M)	8 FT (2.4 M)
MAXIMUM WORKING LENGTH*	8 FT 8 IN. (2.6 M)	10 FT 6 IN. (3.2 M)	12 FT 5 IN. (3.8 M)
HIGHEST STANDING LEVEL	1 FT 11 IN. (0.6 M)	3 FT 9 IN. (1.1 M)	5 FT 8 IN. (1.7 M)
STEP DEPTH	3 IN. (7.6 CM)	3 IN. (7.6 CM)	3 IN. (7.6 CM)
LOAD CAPACITY	300 LB (136 KG)	300 LB (136 KG)	300 LB (136 KG)
WEIGHT	14.9 LB (6.8 KG)	21.1 LB (9.6 KG)	27.6 LB (12.5 KG)
STANDARDS	ANSI TYPE IA, CSA CERTIFIED GRADE 1A	ANSI TYPE IA, CSA CERTIFIED GRADE 1A	ANSI TYPE IA, CSA CERTIFIED GRADE 1A
MATERIAL	FIBERGLASS	FIBERGLASS	FIBERGLASS
MODEL	**E-SLF4T1A**	**E-SLF6T1A**	**E-SLF8T1A**
UPC	**778300008452**	**778300007509**	**778300007516**

*Calculated with a 5'9" (1.75 m) person with a vertical 12" (30 cm) reach

GET THE **METALTECH APP**

ALUMINUM EXTENSION LADDERS

NEW

DESCRIPTION	END CAP PROTECTORS FOR EXTENSION LADDERS
WEIGHT	1.4 LB (0.7 KG)
QUANTITY	2
MODEL	**E-ACCLECP**
UPC	**778300008629**

DESCRIPTION	EXTENSION LADDER STAND-OFF ARMS
WEIGHT	2.7 LB (1.2 KG)
QUANTITY	2
MODEL	**E-ACCSOAP**
UPC	**778300009411**

200 lb LOAD CAPACITY

ALUMINUM

DESCRIPTION	16' ALUMINUM EXTENSION LADDER	20' ALUMINUM EXTENSION LADDER	24' ALUMINUM EXTENSION LADDER
LENGTH OF SECTIONS	8 FT (2.4 M)	10 FT (3 M)	12 FT (3.7 M)
MAXIMUM EXTENDED LENGTH	13 FT 4 IN. (4.1 M)	17 FT 4 IN. (5.3 M)	21 FT 4 IN. (6.5 M)
MAXIMUM WORKING LENGTH*	16 FT 2 IN. (4.9 M)	20 FT 1 IN. (6.1 M)	23 FT 11 IN. (7.3 M)
HIGHEST STANDING LEVEL	9 FT 5 IN. (2.9 M)	13 FT 4 IN. (4.1 M)	17 FT 2 IN. (5.2 M)
LOAD CAPACITY	200 LB (90.7 KG)	200 LB (90.7 KG)	200 LB (90.7 KG)
WEIGHT	20.6 LB (9.3 KG)	26.2 LB (11.9 KG)	34.8 LB (15.8 KG)
STANDARDS	ANSI TYPE III, CSA CERTIFIED GRADE 3	ANSI TYPE III, CSA CERTIFIED GRADE 3	ANSI TYPE III, CSA CERTIFIED GRADE 3
MATERIAL	ALUMINUM	ALUMINUM	ALUMINUM
MODEL	**E-ELA16T3**	**E-ELA20T3**	**E-ELA24T3**
UPC	**778300007479**	**778300007486**	**778300007875**

*Calculated with a 5'9" (1.75 m) person with a vertical 12" (30 cm) reach

225 lb LOAD CAPACITY

ALUMINUM

DESCRIPTION	20' ALUMINUM EXTENSION LADDER	24' ALUMINUM EXTENSION LADDER	28' ALUMINUM EXTENSION LADDER	32' ALUMINUM EXTENSION LADDER
LENGTH OF SECTIONS	10 FT (3.0 M)	12 FT (3.7 M)	14 FT (4.3 M)	16 FT (4.9 M)
MAXIMUM EXTENDED LENGTH	17 FT 4 IN. (5.3 M)	21 FT 4 IN. (6.5 M)	25 FT 4 IN. (7.7 M)	29 FT 4 IN. (8.9 M)
MAXIMUM WORKING LENGTH*	20 FT 1 IN. (6.1 M)	23 FT 11 IN. (7.3 M)	27 FT 10 IN. (8.5 M)	31 FT 8 IN. (9.7 M)
HIGHEST STANDING LEVEL	13 FT 4 IN. (4.1 M)	17 FT 2 IN. (5.2 M)	21 FT 1 IN. (6.4 M)	24 FT 11 IN. (7.6 M)
LOAD CAPACITY	225 LB (103 KG)	225 LB (103 KG)	225 LB (103 KG)	225 LB (103 KG)
WEIGHT	30.1 LB (13.7 KG)	35.4 LB (16.1 KG)	48.8 LB (22.2 KG)	55.3 LB (25.1 KG)
STANDARDS	ANSI TYPE II, CSA CERTIFIED GRADE 2	ANSI TYPE II, CSA CERTIFIED GRADE 2	ANSI TYPE II, CSA CERTIFIED GRADE 2	ANSI TYPE II, CSA CERTIFIED GRADE 2
MATERIAL	ALUMINUM	ALUMINUM	ALUMINUM	ALUMINUM
MODEL	**E-ELA20T2**	**E-ELA24T2**	**E-ELA28T2**	**E-ELA32T2**
UPC	**778300007448**	**778300007455**	**78300007462**	**778300007882**

*Calculated with a 5'9" (1.75 m) person with a vertical 12" (30 cm) reach

GET THE **METALTECH APP**

ALUMINUM EXTENSION LADDERS

250 lb LOAD CAPACITY

ALUMINUM

DESCRIPTION	20' ALUMINUM EXTENSION LADDER	24' ALUMINUM EXTENSION LADDER	28' ALUMINUM EXTENSION LADDER
LENGTH OF SECTIONS	10 FT (3 M)	12 FT (3.7 M)	14 FT (4.3 M)
MAXIMUM EXTENDED LENGTH	17 FT 4 IN. (5.3 M)	21 FT 4 IN. (6.5 M)	25 FT 4 IN. (7.7 M)
MAXIMUM WORKING LENGTH*	20 FT 1 IN. (6.1 M)	23 FT 11 IN. (7.3 M)	27 FT 10 IN. (8.5 M)
HIGHEST STANDING LEVEL	13 FT 4 IN. (4.1 M)	17 FT 2 IN. (5.2 M)	21 FT 1 IN. (6.4 M)
LOAD CAPACITY	250 LB (113 KG)	250 LB (113 KG)	250 LB (113 KG)
WEIGHT	36.7 LB (16.6 KG)	43.1 LB (19.5 KG)	49.7 LB (22.5 KG)
STANDARDS	ANSI TYPE I, CSA CERTIFIED GRADE 1	ANSI TYPE I, CSA CERTIFIED GRADE 1	ANSI TYPE I, CSA CERTIFIED GRADE 1
MATERIAL	ALUMINUM	ALUMINUM	ALUMINUM
MODEL	**E-ELA20T1**	**E-ELA24T1**	**E-ELA28T1**
UPC	**778300007868**	**778300007424**	**778300007431**

*Calculated with a 5'9" (1.75 m) person with a vertical 12" (30 cm) reach

FIBERGLASS EXTENSION LADDERS

300 lb LOAD CAPACITY

FIBERGLASS

DESCRIPTION	16' FIBERGLASS EXTENSION LADDER	20' FIBERGLASS EXTENSION LADDER	24' FIBERGLASS EXTENSION LADDER	28' FIBERGLASS EXTENSION LADDER
LENGTH OF SECTIONS	8 FT (2.4 M)	10 FT (3 M)	12 FT (3.7 M)	14 FT (4.3 M)
MAXIMUM EXTENDED LENGTH	13 FT 4 IN. (4.1 M)	17 FT 4 IN. (5.3 M)	21 FT 4 IN. (6.5 M)	25 FT 4 IN. (7.7 M)
MAXIMUM WORKING LENGTH*	16 FT 2 IN. (4.9 M)	20 FT 1 IN. (6.1 M)	23 FT 11 IN. (7.3 M)	27 FT 10 IN. (8.5 M
HIGHEST STANDING LEVEL	9 FT 5 IN. (2.9 M)	13 FT 4 IN. (4.1 M)	17 FT 2 IN. (5.2 M)	21 FT 1 IN. (6.4 M)
LOAD CAPACITY	300 LB (136 KG)	300 LB (136 KG)	300 LB (136 KG)	300 LB (136 KG)
WEIGHT	37.1 LB (16.8 KG)	46 LB (20.9 KG)	53.6 LB (24.3 KG)	46 LB (20.9 KG)
STANDARDS	ANSI TYPE IA, CSA CERTIFIED GRADE IA	ANSI TYPE IA, CSA CERTIFIED GRADE IA	ANSI TYPE IA, CSA CERTIFIED GRADE IA	ANSI TYPE IA, CSA CERTIFIED GRADE IA
MATERIAL	FIBERGLASS	FIBERGLASS	FIBERGLASS	FIBERGLASS
MODEL	**E-ELF16T1A**	**E-ELF20T1A**	**E-ELF24T1A**	**E-ELF28T1A**
UPC	**778300008124**	**778300008131**	**778300007493**	**778300007899**

*Calculated with a 5'9" (1.75 m) person with a vertical 12" (30 cm) reach

GET THE **METALTECH APP**

STEP STOOLS

DESCRIPTION	2-STEP HOUSEHOLD STEP STOOL*	2-STEP HOUSEHOLD STEP STOOL*	3-STEP HOUSEHOLD STEP STOOL*
OPEN DIMENSIONS (W X D X H)	15.75 X 19.25 X 34 IN. (40 X 48.9 X 86.4 CM)	15.75 X 19.25 X 34 IN. (40 X 48.9 X 86.4 CM)	16.5 X 25.5 X 43 IN. (41.9 X 64.8 X 109.2 CM)
CLOSED DIMENSIONS (W X D X H)	15.75 X 3 X 37.25 IN. (40 X 8 X 95 CM)	15.75 X 2.5 X 37.25 IN. (40 X 6.5 X 95 CM)	16.5 X 2.25 X 47.25 IN. (41.9 X 5.7 X 120 CM)
HIGHEST STANDING LEVEL	18 IN. (46 CM)	18 IN. (46 CM)	27 IN. (69 CM)
MAXIMUM REACH	8 FT (2.43 M)	8 FT (2.43 M)	8 FT 9 IN. (2.66 M)
STEPS	2 WITH ANTI-SLIP GROOVES	2 ANTI-SLIP RUBBER COATED	3 ANTI-SLIP RUBBER COATED
LOAD CAPACITY	225 LB (102 KG)	225 LB (102 KG)	225 LB (102 KG)
MATERIAL	STEEL AND PLASTIC	STEEL	STEEL
WEIGHT	8.9 LB (4 KG)	9.1 LB (4.1 KG)	11.9 LB (5.4 KG)
STANDARDS	ANSI TYPE II	ANSI TYPE II	ANSI TYPE II
MODEL	**E-SL2EWT**	**E-SL2WT**	**E-SL3WT**
UPC	**778300005468**	**778300005451**	**778300005444**
	*Direct container order only	*Direct container order only	*Direct container order only

DESCRIPTION	2-STEP ULTRA-FLAT ALUMINUM STEP STOOL	3-STEP ULTRA-FLAT ALUMINUM STEP STOOL*
OPEN DIMENSIONS (W X D X H)	16.75 X 19.75 X 34 IN. (42.5 X 50.2 X 86.4 CM)	16.75 X 25.5 X 43 IN. (42.5 X 64.8 X 109.2 CM)
CLOSED DIMENSIONS (W X D X H)	16.75 X 2 X 36.5 IN. (42.5 X 5 X 93 CM)	16.75 X 2.25 X 46.25 IN. (42.5 X 5.7 X 118 CM)
HIGHEST STANDING LEVEL	18.5 IN. (47 CM)	28.25 IN. (72 CM)
MAXIMUM REACH	8 FT (2.43 M)	8 FT 10 IN. (2.69 M)
STEPS	2 WITH ANTI-SLIP GROOVES	3 WITH ANTI-SLIP GROOVES
LOAD CAPACITY	250 LB (113 KG)	250 LB (113 KG)
MATERIAL	ALUMINUM	ALUMINUM
WEIGHT	8 LB (3.6 KG)	11 LB (5 KG)
STANDARDS	ANSI TYPE I	ANSI TYPE I
MODEL	**E-SLA2YW**	**E-SLA3YW**
UPC	**778300005437**	**778300005420**
		*Direct container order only

DIRECT CONTAINER ORDER ONLY

DESCRIPTION	2-STEP PRO STEEL STEP STOOL TYPE I WITH UTILITY TRAY	3-STEP PRO STEEL STEP STOOL TYPE I WITH UTILITY TRAY*
OPEN DIMENSIONS (W X D X H)	23.5 X 22 X 43.75 IN. (59.7 X 55.9 X 111.1 CM)	23.75 X 28 X 52.25 IN. (60.3 X 71.1 X 132.7 CM)
CLOSED DIMENSIONS (W X D X H)	23.5 X 2.75 X 49.5 IN. (59.7 X 7 X 126 CM)	23.75 X 2.75 X 59.25 IN. (60.3 X 7 X 150 CM)
HIGHEST STANDING LEVEL	18.5 IN. (47 CM)	26.75 IN. (68 CM)
MAXIMUM REACH	8 FT (2.43 M)	8 FT 9 IN. (2.66 M)
STEPS	2 WITH ANTI-SLIP GROOVES	3 WITH ANTI-SLIP GROOVES
LOAD CAPACITY	250 LB (113 KG)	250 LB (113 KG)
MATERIAL	STEEL AND POLYPROPYLENE	STEEL AND POLYPROPYLENE
WEIGHT	12.7 LB (5.8 KG)	16.8 LB (7.6 KG)
STANDARDS	ANSI TYPE I	ANSI TYPE I
MODEL	**E-SLC2YW**	**E-SLC3YW**
UPC	**778300005390**	**778300005376**

*Direct container order only

DIRECT CONTAINER ORDER ONLY

DIRECT CONTAINER ORDER ONLY

DESCRIPTION	3-STEP PRO STEEL STEP STOOL TYPE IA WITH TOOL TRAY	3-STEP PRO ALUMINUM STEP STOOL TYPE IA WITH TOOL TRAY*	4-STEP PRO ALUMINUM STEP STOOL TYPE IA WITH TOOL TRAY*
OPEN DIMENSIONS (W X D X H)	19.25 X 27.5 X 52 IN. (48.9 X 69.9 X 132.1 CM)	35 X 22.25 X 52.5 IN. (88.9 X 56.5 X 133.4 CM)	43.25 X 23.5 X 63.25 IN. (109.9 X 59.7 X 160.7 CM)
CLOSED DIMENSIONS (W X D X H)	19.25 X 3 X 55.5 IN. (48.9 X 7.5 X 141 CM)	22.5 X 4.5 X 55.75 IN. (57 X 11 X 142 CM)	23.5 X 4.5 X 67.75 IN. (60 X 11 X 172 CM)
HIGHEST STANDING LEVEL	28.25 IN. (72 CM)	33.5 IN. (85 CM)	44.75 IN. (114 CM)
MAXIMUM REACH	9 FT (2.74 M)	9 FT 7 IN. (2.92 M)	10 FT 6 IN. (3.2 M)
STEPS	3 ANTI-SLIP RUBBER COATED	3 WITH ANTI-SLIP GROOVES	4 WITH ANTI-SLIP GROOVES
STEP STOOL WORKING LOAD	300 LB (136 KG)	300 LB (136 KG)	300 LB (136 KG)
TRAY WORKING LOAD	20 LB (9.1 KG)	35 LB (15.9 KG)	35 LB (15.9 KG)
MATERIAL	STEEL AND POLYPROPYLENE	ALUMINUM AND POLYPROPYLENE	ALUMINUM AND POLYPROPYLENE
WEIGHT	21.2 LB (9.6 KG)	17.3 LB (7.9 KG)	20.8 LB (9.45 KG)
STANDARDS	ANSI TYPE IA	ANSI TYPE IA	ANSI TYPE IA
MODEL	**E-SLC3TYW**	**E-SLA3TYW**	**E-SLA4TYW**
UPC	**778300005383**	**778300005413**	**778300005406**

*Direct container order only

*Direct container order only

GET THE **METALTECH APP**

STEP STOOLS

DESCRIPTION	2-STEP ULTRA-LIGHT ALUMINUM STEP STOOL*	3-STEP ULTRA-LIGHT ALUMINUM STEP STOOL*
OPEN DIMENSIONS (W X D X H)	17.5 X 17.75 X 35.25 IN. (44.5 X 45.1 X 89.5 CM)	18.75 X 24 X 44.5 IN. (47.6 X 61 X 113 CM)
CLOSED DIMENSIONS (W X D X H)	17.5 X 2 X 37.75 IN. (44.5 X 5 X 95.9 CM)	18.75 X 2 X 48 IN. (47.6 X 5 X 121.9 CM)
HIGHEST STANDING LEVEL	19 IN. (48.3 CM)	28.75 IN. (73 CM)
STEPS	2 WITH ANTI-SLIP GROOVES	3 WITH ANTI-SLIP GROOVES
LOAD CAPACITY	200 LB (90.7 KG)	200 LB (90.7 KG)
MATERIAL	ALUMINUM	ALUMINUM
WEIGHT	4.7 LB (2.1 KG)	6.8 LB (3.1 KG)
COLOR	CUSTOM COLORS AVAILABLE	CUSTOM COLORS AVAILABLE
STANDARDS	ANSI TYPE III	ANSI TYPE III
4 UNITS SHIPPING BOX	40.2 X 18.9 X 7.87 IN. (102.1 X 48 X 17.3 CM)	51.2 X 7.7 X 20.1 IN. (130.1 X 19.6 X 51.1 CM)
MODEL	**E-SLA2RD**	**E-SLA3RD**
UPC	**778300730001**	**778300000432**
	*Direct container order only	*Direct container order only

DESCRIPTION	1-STEP FOLDABLE STEP STOOL*	1-STEP FOLDABLE PLASTIC STEP STOOL*
OPEN DIMENSIONS (W X D X H)	18.75 X 16.75 X 19 IN. (47.6 X 42.5 X 48.3 CM)	8.75 X 11.5 X 8.75 IN. (22.2 X 29.2 X 22.2 CM)
CLOSED DIMENSIONS	3.75 IN. (9.5 CM) THICK WHEN CLOSED	1.75 IN. (4.4 CM) THICK WHEN CLOSED
HIGHEST STANDING LEVEL	10 IN. (25.4 CM)	8.75 IN. (22.2 CM)
STEP	1 ANTI-SLIP RUBBER COATED	1 ANTI-SLIP TOP
LOAD CAPACITY	200 LB (90.7 KG)	300 LB (136 KG)
MATERIAL	STEEL	POLYPROPYLENE
WEIGHT	7.2 LB (3.3 KG)	2.2 LB (1 KG)
STANDARDS	ANSI TYPE III	N/A
MODEL	**E-SLS1BK**	**E-SLP1BK**
UPC	**778300006076**	**778300005475**
	*Direct container order only	*Direct container order only

WORK PLATFORMS & LOADING RAMPS

DESCRIPTION	30" PORTABLE WORK PLATFORM	39" PORTABLE WORK PLATFORM	30" ADJUSTABLE WORK PLATFORM
OPEN DIMENSIONS (WXDXH)	42.75 X 15.75 X 19.5 IN. (108.6 X 40 X 49.5 CM)	52.25 X 15.5 X 20.25 IN. (132.7 X 39.4 X 51.4 CM)	51 X 22.25 X 35 IN. (129.5 X 56.5 X 88.9 CM)
CLOSED DIMENSIONS (WXDXH)	31.25 X 15.75 X 6.5 IN. (79.4 X 40 X 16.5 CM)	39.75 X 15.5 X 5.75 IN. (101 X 39.4 X 14.6 CM)	35 X 19 X 7 IN. (88.9 X 48.3 X 17.8 CM)
DECK DIMENSIONS (WXD)	30.25 X 11.75 IN. (76.8 X 29.8 CM)	39 X 11.75 IN. (99.1 X 29.8 CM)	30.75 X 11.75 IN. (78.1 X 29.8 CM)
LOAD CAPACITY	350 LB (158.8 KG)	500 LB (226.8 KG)	300 LB (136 KG)
WEIGHT	10.2 LB (4.6 KG)	11.4 LB (5.2 KG)	15 LB (6.8 KG)
MATERIAL	ALUMINUM	ALUMINUM	ALUMINUM
MODEL	**E-PWP7000AL**	**E-PWP7100AL**	**E-PWP7101AL**
UPC	**778300401505**	**778300000418**	**778300000425**

iNFO

DESCRIPTION	LOADING RAMPS
OPEN DIMENSIONS (WXDXH)	1 RAMP : 8 FT X 10 IN. (2.4 M X 25 CM)
CLOSED DIMENSIONS (WXDXH)	1 RAMP : 4 FT X 10 IN. (1.2 M X 25 CM)
PACKAGE DIMENSIONS (WXDXH)	2 RAMPS : 10 X 51.5 X 14 IN. (25 X 130.8 X 35.6 CM)
LOAD CAPACITY	1 RAMP : 1,200 LB (544 KG)* 2 RAMPS : 2,400 LB (1088 KG)*
WEIGHT	1 RAMP : 33 LB (15 KG) 2 RAMPS : 66 LB (30 KG)
MATERIAL	ALUMINUM
MODEL	**M-AR008**
UPC	**778300003105**

*Distributed weight

GET THE **METALTECH APP**

TEMPORARY FENCES

Metaltech's innovative temporary fence & barrier systems are designed with maximum security features and minimum installation cost. Seasonal outdoor businesses, construction sites or special public events deserve to be protected by the most transparent and aesthetically pleasing temporary fences and barriers on the market today.

Made of all-weather and maintenance free galvanized steel components, Metaltech's fences and barriers, offer competitive pricing and superior site protection over chain link, wood or plastic systems.

- INSTALLS TWICE AS FAST WITH HALF THE STAFF!
- DESIGNED FOR JOB SITES SECURITY
- ONE MAN INSTALLATION
- MAINTENANCE-FREE GALVANIZED STEEL PANELS

BUILT TOUGH FOR
SAFETY
METALTECH®

CROWD, TRAFFIC CONTROL & VEHICLE ACCESS GATE

TEMPORARY FENCES

2" X 6" MESH OPENING | 6 GAUGE | GALVANIZED FINISH

DESCRIPTION	42" SECURIGARD*
DIMENSIONS (H X W)	42 X 86 IN.
WEIGHT	36 LB (16.3 KG)
GAUGE	6
MESH OPENING	2 X 6 IN.
FINISH	GALVANIZED
OPTION	3 IN. BASE FOR INTERIOR, TOEBOARD
QTY/PALLET	30
WEIGHT/PALLET	1,410 LB (640 KG)
MODEL	**CT-SECGARDGV**
UPC	**778300084432**

*Base plates not included (CT-TFBPG)

3⅞" MESH OPENING | GALVANIZED FINISH

DESCRIPTION	42" SECURICROWD*
DIMENSIONS (H X W)	42 X 101 IN.
WEIGHT	58.9 LB (26.7 KG)
TUBE	0.5 IN.
TUBES SPACING	3.875 IN.
FINISH	GALVANIZED
QTY/PALLET	30
WEIGHT/PALLET	2,065 LB (937 KG)
MODEL	**CT-SECCTYGV**
UPC	**778300002665**

*Base plates not included (CT-TFBPCTYHGV, CT-TFBPCTYRGV)

2" X 4⅞" MESH OPENING | 6 GAUGE | GALVANIZED FINISH

DESCRIPTION	PANEL FOR CONCRETE JERSEY
DIMENSIONS (H X W)	52 X 76 IN.
WEIGHT	33.5 LB (15.2 KG)
FINISH	GALVANIZED
QTY/PALLET	50
WEIGHT/PALLET	1,885 LB (855 KG)
MODEL	**CT-TFP5276PLUSHS**

2" X 4⅞" MESH OPENING | 6 GAUGE | GALVANIZED FINISH

VEHICLE ACCESS GATE

OPENING	DIMENSIONS	WEIGHT	MODEL
10 FT	128 X 74 IN.	246.3 LB (111.7 KG)	**CT-PAB72120K**
12.5 FT	155 X 74 IN.	268.8 LB (121.9 KG)	**CT-PAB72150K**
15 FT	188 X 74 IN.	294.5 LB (133.6 KG)	**CT-PAB72180K**

JOB SITES SECURITY

iNFO

CUSTOMIZE IT!

- PROMOTE YOUR COMPANY WITH A PERSONALIZED NAMEPLATE*
- INCREASE YOUR VISIBILITY WITH COLORFUL FENCES

OPTIONAL COLORS:

* The identification plates are only sold with a minimum order. Please check with our customer service to get our great rates!

ADVICE Add 5/8" per fence panel length to calculate the required linear feet

TEMPORARY FENCES

SAFERSTACK A METALTECH INNOVATION

3⅛" X 4⅞" MESH OPENING | 12 GAUGE | GALVANIZED FINISH



DESCRIPTION	DIMENSIONS (H X W)	WEIGHT	MODELS	QTY/PALLET	WEIGHT/PALLET
6'4" PROTEC PLUS LIGHTGUARD SAFERSTACK*	76 X 90 5/16 IN.	28.4 LB (12.9 KG)	**CT-TFP7696PLUSSLD**	60	2,561 LB (1,164 KG)
6'4" PROTEC PLUS LIGHTGUARD SAFERSTACK WITH HOOK*	76 X 90 5/16 IN.	29.4 LB (13.3 KG)	**CT-TFP7696PLUSHSLD**	60	2,621 LB (1,191 KG)

*Base plates not included (CT-TFBPG)

PRODUCT ONLY AVAILABLE IN THE USA.

SAFERSTACK A METALTECH INNOVATION

2" X 6" MESH OPENING | 6 GAUGE | GALVANIZED FINISH



DESCRIPTION	DIMENSIONS (H X W)	WEIGHT	MODELS	QTY/PALLET	WEIGHT/PALLET
6' PROTEC SAFERSTACK*	71 X 90 5/16 IN.	46 LB (20.9 KG)	**CT-TFP7296S**	60	3,608 LB (1,637 KG)
6' PROTEC SAFERSTACK WITH HOOK*	71 X 90 5/16 IN.	47 LB (21.3 KG)	**CT-TFP7296HS**	60	3,668 LB (1,664 KG)
8' PROTEC SAFERSTACK*	98 X 90 5/16 IN.	63.5 LB (28.8 KG)	**CT-TFP9696S**	45	3,473 LB (1,575 KG)
8' PROTEC SAFERSTACK WITH HOOK*	98 X 90 5/16 IN.	64.5 LB (29.3 KG)	**CT-TFP9696HS**	45	3,518 LB (1,596 KG)

*Base plates not included (CT-TFBPG)

SAFERSTACK A METALTECH INNOVATION

2" X 4⅞" MESH OPENING | 6 GAUGE | GALVANIZED FINISH



DESCRIPTION	DIMENSIONS (H X W)	WEIGHT	MODELS	QTY/PALLET	WEIGHT/PALLET
6'4" PROTEC PLUS SAFERSTACK*	76 X 90 5/16 IN.	54 LB (24.5 KG)	**CT-TFP7696PLUSS**	50	3,418 LB (1,550 KG)
6'4" PROTEC PLUS SAFERSTACK WITH HOOK *	76 X 90 5/16 IN.	55 LB (25 KG)	**CT-TFP7696PLUSHS**	50	3,468 LB (1,573 KG)
8'6" PROTEC PLUS SAFERSTACK*	103 X 90 5/16 IN.	77 LB (34.9 KG)	**CT-TFP10396PLUSS**	30	2,760 LB (1,252 KG)
8'6" PROTEC PLUS SAFERSTACK WITH HOOK*	103 X 90 5/16 IN.	78 LB (35.4 KG)	**CT-TFP10396PLUSHS**	30	2,784 LB (1,263 KG)

*Base plates not included (CT-TFBPG)

GET THE **METALTECH APP**

FENCE ACCESSORIES

COMPATIBILITY

- P PROTEC & PROTEC PLUS
- S SECURIGARD
- SC SECURICROWD
- G ACCESS GATE
- J PANEL FOR CONCRETE JERSEY

DESCRIPTION	PEDESTRIAN ACCESS GATE*	ACCESS GATE BASE	ACCESS GATE TOP ARCH	ACCESS GATE IDENTIFICATION
COMPATIBLE	PROTEC & PROTEC PLUS	PEDESTRIAN ACCESS GATE	PEDESTRIAN ACCESS GATE	ACCESS GATE TOP ARCH
FINISH	GALVANIZED	GALVANIZED	GALVANIZED	N/A
WEIGHT	49 LB (22 KG)	32 LB (14.5 KG)	17 LB (7.7 KG)	0.25 LB (0.1 KG)
MODEL	**CT-TAGK**	**CT-TAGB**	**CT-TAGT**	**ETI-TAGTL**
UPC	**778300094554**	**N/A**	**778300000159**	**N/A**

*Base plates not included (CT-TAGB)

DESCRIPTION	FENCE STABILIZER	DOUBLE CLAMP	GATE HINGE KIT	GATE LATCH AND FINGER KIT
COMPATIBLE	PROTEC & PROTEC PLUS	PROTEC & PROTEC PLUS	PROTEC & PROTEC PLUS	PROTEC & PROTEC PLUS
FINISH	GALVANIZED	GALVANIZED	GALVANIZED	GALVANIZED
WEIGHT	5.3 LB (2.4 KG)	0.75 LB (0.3 KG)	4.24 LB (1.9 KG)	2 LB (0.9 KG)
MODEL	**CT-STABILGV**	**CT-TFDCGK**	**CT-TFHG**	**CT-TFLGF**
UPC	**778300000180**	**778300000128**	**778300000135**	**778300000142**

PRIVACY FENCE NETTING (90% SHADE)

DIMENSIONS	PACKAGE	COLOR	WEIGHT	COMPATIBLE	MODEL	UPC
72 IN. X 150 FT	72 X 10 IN.	BLACK	37 LB	6' PROTEC & PROTEC PLUS	**CT-TFNET6BK**	**778300084456**
72 IN. X 150 FT	72 X 10 IN.	GREEN	37 LB	6' PROTEC & PROTEC PLUS	**CT-TFNET6GN**	**778300084463**
72 IN. X 150 FT	72 X 10 IN.	BLUE	37 LB	6' PROTEC & PROTEC PLUS	**CT-TFNET6BL**	**778300084401**
96 IN. X 150 FT	96 X 10 IN.	BLACK	45 LB	8' PROTEC & PROTEC PLUS	**CT-TFNET8BK**	**778300084470**
96 IN. X 150 FT	96 X 10 IN.	GREEN	45 LB	8' PROTEC & PROTEC PLUS	**CT-TFNET8GN**	**778300084487**
96 IN. X 150 FT	96 X 10 IN.	BLUE	45 LB	8' PROTEC & PROTEC PLUS	**CT-TFNET8BL**	**778300084494**

P J S SC

P S

P S

P

DESCRIPTION	IDENTIFICATION PLATE*	REINFORCED BASE PLATE	FENCE PANEL FOOT RAMP	SWIVEL GATE CASTER**
COMPATIBLE	PROTEC, PROTEC PLUS JERSEY, SECURIGARD & SECURICROWDY	PROTEC, PROTEC PLUS & SECURIGARD	BASE PLATE: CT-TFBPG	PROTEC & PROTEC PLUS
DIMENSIONS	8.25 X 4.25 IN. (FOLDED)	34 X 3.5 X 14 IN.	20 X 14 IN. (50,8 X 35,6 CM)	5 IN.
FINISH	N/A	GALVANIZED	POLYPROPYLENE PLASTIC	N/A
WEIGHT	N/A	11 LB (5 KG)	2.4 LB (1.1 KG)	3 LB (1.4 KG)
MODEL	**CT-PLQCTME**	**CT-TFBPG**	**CT-TFC**	**I-I1CAS5P**
UPC	**N/A**	**778300000111**	**N/A**	**778300211555**

* The identification plates are only sold with a minimum order. Please check with our customer service to get our great rates!

** NOTE: To secure the caster to the fence, you must drill a hole at the same height as the one on the caster and the same diameter. Secure the caster at the fence with a locking-pin (I-CAS5PIN, M-MLG or M-MTOGGLE).

P S

SC

SC

S

DESCRIPTION	FENCE COUNTERWEIGHT	BASE PLATE (HOOK SIDE)	BASE PLATE (RECEIVER SIDE)	TOEBOARD
COMPATIBLE	PROTEC, PROTEC PLUS & SECURIGARD	SECURICROWD	SECURICROWD	SECURIGARD
DIMENSIONS	21 X 21 IN.	26 X 11.5 IN.	20 X 7.75	85 X 7 IN.
MATERIAL/FINISH	RECYCLED RUBBER	GALVANIZED	GALVANIZED	GALVANIZED
WEIGHT	46 LB (20.86 KG)	4.7 LB (2.1 KG)	3.2 LB (1.5 KG)	10 LB (4.5 KG)
MODEL	**M-MTB**	**CT-TFBPCTYHGV**	**CT-TFBPCTYRGV**	**CT-SGTBGV**
UPC	**N/A**	**778300002085**	**778300002092**	**N/A**

J

J

J

S

DESCRIPTION	FENCE CONNECTION	SIDE FENCE BASE	MIDDLE FENCE BASE	FIXED SQUARE BASE PLATE
COMPATIBLE	PANEL FOR CONCRETE JERSEY	PANEL FOR CONCRETE JERSEY	PANEL FOR CONCRETE JERSEY	SECURIGARD
DIMENSIONS	9.25 X 2 IN.	11.5 X 4 X 7.75 IN.	11.5 X 4 X 7.75 IN.	6 X 6 X 4 IN.
FINISH	GALVANIZED	GALVANIZED	GALVANIZED	GALVANIZED
WEIGHT	2.7 LB (1.2 KG)	2.9 LB (1.3 KG)	3.2 LB (1.5 KG)	2.7 LB (1.2 KG)
MODEL	**CT-TFPJSC**	**CT-TFPJSEBP**	**CT-TFPJSMBP**	**CT-SECBPFGV**
UPC	**N/A**	**N/A**	**N/A**	**778300000142**

SAFERSTACK A METALTECH INNOVATION

P

P

DESCRIPTION	TRANSPORT & STORAGE SYSTEM	TRANSPORT & STORAGE SYSTEM
COMPATIBLE	PROTEC & PROTEC PLUS (6 X 8 FT)	PROTEC & PROTEC PLUS (6 X 8 FT)
CAPACITY	40 PANELS	40 PANELS
FINISH	POWDER COATED	GALVANIZED
WEIGHT	253 LB (115 KG)	253 LB (115 KG)
MODEL	**CT-SAFERRACK**	**CT-SAFERRACKGV**
UPC	**778300094547**	**778300005505**

GET THE **METALTECH APP**

EXTERIOR SCAFFOLDING VIEW

VISUALIZATION OF THE COMPONENTS LOCATION OF A BASIC SCAFFOLDING STRUCTURE.

COUPLING PIN · P.7

FRAME · P.8-24

FRAME LOCKS · P.7

BASE PLATE · P.19

LEVELING JACK · P.18-19

CASTER · P.19



GUARDRAIL · P.14

GUARDRAIL POST · P.14



TOEBOARD · P.14

PLATFORM · P.20

WALL ATTACHMENT · P.17

PIG TAIL · P.16

LOCK ARM · P.16

CROSS BRACE · P.15

DIAGONAL BRACE · P.15

OUTRIGGER · P.19

GET THE **METALTECH APP**

EXTERIOR SCAFFOLDING SET UP INSTRUCTIONS

Scaffolding should be erected by at least two people. One person should be knowledgeable in erecting scaffolding to supervise the work. These step-by-step instructions are only a general guide. The following example is based on building a scaffolding that is 7 x 5 ft. by 1 frame high.

1

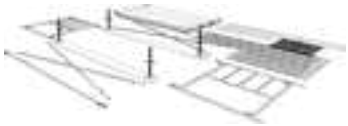

Select and prepare the ground area. Place suitable sills and make sure there are no holes under the sills. Select the equipment you need and place it near the work area. Put the adjustable leveling jack plates on the sills in the location that matches your scaffold dimensions. Do not secure the bases to the sills at this step.

2

Adjust the nuts of the leveling jack, starting at the highest point of the ground level. The nuts at the highest ground level should be set to 3-6 inches from the top of the sill, depending on the slope. Place the first frame onto the base at the highest point. Connect the first cross brace to the frame. Allow the frame to lean slightly forward and rest on the sill while you prepare for the next frame to be installed.

3

Install the second frame onto the leveling jack. Secure the first cross brace to the second frame.

4

Install the second cross brace to both frames. Next, you need to level and plumb the scaffolding. Start at the highest point of the scaffolding. If possible, use the leveling jack to bring the highest corner down closer to the sill. Next, bring all four corners up to that point. If the bottom cross braces of each frame are level with each other, then frames should also be plumb. Install the diagonal brace to keep the scaffolding square. Check the level again and plumb if necessary. Fasten the leveling jack to the sills with either nails or screws.

5

Install the deck, which may be an all aluminium platform or with wood deck or scaffold planks. If using wooden planks, they must extend beyond the supporting points at least 6 inches but not more than 12 inches. Secure the deck so it cannot move.

6

Install the guardrail posts onto the coupling pins seated in the top of the frames. Put a pig tail lock through the top and bottom of each coupling pin to avoid any separation.

7

Attach the guardrails to the posts on all the exposed sides.

8

Install toeboards as required. The gap between the bottom of the toeboard and the top of the platform must not be more than 1/2 inches.

SET UP VIDEO
SCAN THIS CODE TO WATCH OUR SET UP VIDEO
(HTTP://MOBILE.METALTECH.CO/SETUP)

EXTERIOR SCAFFOLDING SAFETY GUIDELINES

THE PRODUCT OR ASSEMBLY VARIANTS SHOWN IN THESE INSTRUCTIONS FOR ASSEMBLY AND USE MAY BE SUBJECT TO LOCAL REGULATIONS. THE PRODUCT USER BEARS THE RESPONSIBILITY FOR COMPLIANCE WITH SUCH REGULATIONS, IF THERE IS A CONFLICT BETWEEN THIS GUIDELINES AND THE LOCAL REGULATIONS, LOCAL REGULATIONS SHALL SUPERSEDE THESE GUIDELINES.

REQUIREMENTS FOR ACCESS FRAME SCAFFOLDING

- A scaffold must be erected, altered, and dismantled by qualified workers or under the direct supervision of a qualified person. The qualified person must ensure that the erection is carried out properly, and that the correct components and materials are being used. All equipment must be inspected before use to ensure that it is in good repair and suitable for the intended use.
- The base must be firm and level enough to support the load of scaffolding, workers, and materials. Sills and base plates are required on any soil or unstable ground condition, or where any leveling adjustment is needed. The sill must be sound, rigid, and capable of supporting the maximum loads without settlement or deformation.
- Leveling jack base must be adjusted within the limits specified by the local regulation.
- The frames must be plumb and level and spaced to adequately support the loads.
- If uplift could cause the components to separate, locking pins must be used and the components secured. Uplift might be caused by the action of wind on a secured deck or by the leverage action of a cantilever side bracket on the scaffolding. All joints must be pinned on rolling scaffoldings and free-standing towers.
- With a rolling scaffolding or free-standing tower, the platform height must not exceed three times its smallest base dimension (3 to 1 rule).
- A scaffolding built above the 3 to 1 rule must be effectively guyed or secured to a building or structure to prevent overturning. The guying of a scaffolding may require the direction of a professional engineer.
- Guardrails must be installed on all open sides of the platform where a person could fall a distance of 10 ft. or more. The top rail must be placed 40-44 in. above the work surface. An intermediate rail must be placed halfway between the top rail and the toeboard, if one is provided, or halfway between the top rail and the work surface if no toeboard is provided.
- Toeboards must be installed on all the open sides of a platform where it is possible for tools and or materials to roll off. The top of the toeboard must be at least 4 in. above the platform. If loose materials are to be stacked above the height of the toeboard, then the toeboard must be increased in height or mesh panels must be installed to prevent materials from falling off the scaffolding.

BEFORE ERECTING ACCESS FRAME SCAFFOLDING

- What will the scaffolding be used for? For example, light duty (one or two workers; painting a wall), or heavy duty (several tradespersons, with large and heavy materials on the platform)?
- How high will the scaffolding be? Will it be erected in one operation or as the work progresses?
- Is the ground firm? Can it support the loads from the scaffolding, workers, and materials on it?
- Will the scaffolding need to be tied in? How will this be done? Will the ties be moved as the work progresses?
- Is the scaffolding likely to be covered or enclosed as a protection against the elements? Is there provision for adding additional ties to the adjoining structure?
- What will be the method of access and egress? For example, a sloping ladder, vertical ladder, built-in stairway, or direct from the floors of the building structure?
- On a multi-level scaffolding, how many levels will be loaded with materials at one time? Will an engineer be required to make the calculations for the total anticipated loading and possibly design the scaffolding and the sills?
- If a rolling scaffolding is required, consider ground surface, height restriction (3 to 1 rule) hazards when moving (such as power lines, projections from the building, and potholes).

EQUIPMENT INSPECTION

YOU MUST INSPECT THE EQUIPMENT YOU PLAN TO USE TO MAKE SURE THAT IT IS IN GOOD REPAIR AND SUITABLE FOR THE JOB. CHECK THE FOLLOWING:

- Sills: suitable size and strength for the loads. Not split or rotten.
- Frames: no cracks in the welded joints. No kinks or dents in the top or bottom cross-members. Legs plumb and square with the cross-members. Brace locks in good working order. Coupling pins in place and secured to the frame.
- Cross braces and diagonal braces: straight with no bent ends. Pivot connection in good working order. No excessive rust.
- Scaffold planks: no split ends, saw cuts, notches, protruding nails, excessive warping. No contamination that may affect the integrity of the plank, such as oil, chemicals, and burns. (If you have any doubts about the strength of the plank, you may need to have it load-tested).
- All aluminium or with plywood deck platforms: not mis-shaped or cracked. Locks working. All bolts and screws in place. No burns or broken ends. If upper surface has non-skid coating, no rot or plywood separation on underside.
- Side or end brackets: hook-on attachment not distorted. No cracks in welds. No dents, kinks, or any signs of abuse.
- Guardrails: straight, with no kinks, dents, or excessive rust.
- Casters: same size and from same manufacturer. Wheel rotates well and the swivel below the stem is working. Brake mechanism works properly. Wheel tread has no damage.
- Leveling jacks: no cracks in weld where leveling jack is attached to the top of the caster. No thread damage. No curling or warping of the base plate. Adjusting nut is a tight fit.
- Other equipment: inspect any other equipment in the frame structure. Damaged equipment should be tagged and marked as not fit for use. Inform the supervisor so that others do not use it.

GET THE **METALTECH APP**

REPLACEMENT PARTS

MODEL	DESCRITION	PART CODE
I-CISC I-CISCTP I-CISCH1	Regular platform	I-CISP
	Platform with trapdoor	I-CISPT
	Slip-resistant platform with trapdoor	I-CISCH1003
	One 5” caster with locking-pin	I-C1CAS5
	Four 5” casters with locking-pins	I-C4CAS5
	Locking-pin	I-CAS5PIN
	U-lock kit	I-CISC901
	Platform security latch kit	I-CISC902
	Platform latch with screws	I-CISCTP901
	Latch cover	I-CISCH1901
I-CISCPY	One 5” caster with locking-pin	I-C1CAS5PY
	Four 5” casters with locking-pins	I-C4CAS5PY
	Locking-pin	I-CAS5PIN
	U-lock kit	I-CISCPY901
	Slip-resistant platform	I-CISCPYP
I-CISCMT I-CISCWB	Locking-pin	I-CAS5PIN
	One 5” caster with locking-pin	I-C1CAS5
	Four 5” casters with locking-pins	I-C4CAS5
	U-lock kit	I-CISC901
	Anti-tip assembly & locking pin kit	I-CISSU901
	Tightening handle kit	I-CISCMT901
	Rear support kit	I-CISCMT902
	Tightening knob kit	I-CISCMT903
	Spring clip kit	I-CISCMT904
	Wing nut and carriage bolt kit	I-CISCMT905
	Rung protector kit	I-CISSU902
I-SB3M	Locking-pin	I-CAS5PIN
	One 5” caster with locking-pin	I-C1CAS5YW
	Anti-tip assembly & locking pin kit	I-CISSU901
	Tool tray	I-SB3M010
	T-Lock kit	I-SB3M901
	T-Track slider kit	I-SB3M903
	Wire shelf kit	I-SB3M904
	T-Track saw support arm kit	I-SB3M902
	Tightening knob	VB-HMLM8X30
I-CNG	Multidirectional joystick control cable and loop strap	I-CNG901
	Wheel and control box cable	I-CNG912
	Power switch and connector kit	I-CNG913
	Dewalt® and Milwaukee® battery receiver†	I-CNG904
	Makita® battery receiver†	I-CNG905
	Black & Decker®, Porter Cable® and Stanley® battery receiver†	I-CNG906
	Bosch® battery receiver†	I-CNG914
	Ridgid® battery receiver†	I-CNG915
	Wheel protectors	I-CNG902
	Right motorized wheel	I-CNG907
	Left motorized wheel	I-CNG908
	Power converter	I-CNG909
	Electronic control box	I-CNG910
	Multidirectional joystick control	I-CNG100700
	Multidirectional joystick control S-bracket	I-CNG903
	Magnetic clips	I-CNG911
	Box handle	I-CNG200300
I-IRC	Platform	I-IRP
	One 5” caster with locking-pin	I-ICW5
	Four 5” casters with locking-pins	I-I4CW5
	One 5” caster. 3/4 Thread	I-I1CAS5
	Four 5” casters. 3/4 Thread	I-I4CAS5
	Locking-pin	I-CAS5PIN
	Platform anti-slip inserts	I-IRPP

MODEL	DESCRITION	PART CODE
I-IMIS	Platform	I-IMIPA
	One 5” caster with locking-pin	I-ICW5
	Four 5” casters with locking-pins	I-I4CW5
	Locking-pin	I-CAS4PIN
	Anti-slip inserts kit	I-IMCN901
	Caps kit	I-IMIS901
	Step bar	I-IMIAPA
	Safety rail kit	I-IMISGRA
	Bolts and nuts kit	I-PLASTICSHELF901
	Spring-lock	VB-SCSB1.675
I-IMCNDX I-IMCNT I-IMCNAT I-IMCN	Platform	I-IMPN
	One 4” caster with locking-pin	I-C1CAS4
	Four 4” casters with locking-pins	I-C4CAS4
	Locking-pin	I-CAS4PIN
	Platform anti-slip inserts	I-IMCN901
	Hooks kit	I-IMCN902
	Caps kit	I-IMCN903
	Step bar	I-IMAPN
	Safety rail kit	I-IMCGR
	Utility hook	I-IMCHOOK
	Bolts and nuts kit	I-PLASTICSHELF901
	Outlet adapter bracket kit	I-IMCNAT901
I-IDPL	Tripod lock kit	I-BMDPL901
	Brake handle rubber cap	I-BMDPL029
	Brake handle	I-IDPL908
	Tube end cover	I-IDPL038
	Tripod hardware	I-IDPL902
	Handle kit	I-IDPL903
	Pulley, head pin & cotter pin kit	I-IDPL904
	Outrigger lock kit	I-IDPL905
	Craddle & outrigger rubber caps	I-IDPL906
	Panel support hook kit	I-IDPL907
	Caster	I-C1CAS5
	Locking pin	I-CAS5PIN
	Spring and plate kit	I-BMDPL915
	Reinforcement arm	I-IDPL060
	Cable replacement kit	I-IDPL909
I-CAISC	Aluminum platform	I-CAISP
	One 5” caster with locking-pin	I-I1CAS5SALU
	Four 5” casters with locking-pins	I-I4CAS5SALU
	Locking-pin	I-CAS5PIN
	U-lock kit	I-CISC901
I-CAIRC	Aluminum platform	I-CAIRP
	One 5” caster with locking-pin	I-ICW5
	Four 5” casters with locking-pins	I-I4CW5
	Locking-pin	I-CAS5PIN
	Platform anti-slip inserts	I-IMAC901
I-IMAC	Platform	I-IMPALU
	One 4” caster with locking-pin	I-C1CAS4
	Four 4” casters with locking-pins	I-C4CAS4
	Locking-pin	I-CAS4PIN
	Platform anti-slip inserts	I-IMAC901
	Caps kit	I-IMAC902

†All trademarks listed above, including DeWalt, Makita, Milwaukee, Porter Cable, Black & Decker, Bosch, Stanley and Ridgid are the property of their respective owners. Neither Metaltech nor its products are in any way affiliated with, authorized with or have been tested, certified or approved by any of the companies or trademarks listed above, including for use with any of these companies' batteries.

MODEL	DESCRITION	PART CODE
I-BMSS	Regular platform	I-BMSSP
	Platform with trapdoor	I-BMSS003
	One 6” caster with locking-pin	I-C1CAS6
	Four 6” casters with locking-pins	I-C4CAS6
	Locking-pin	I-CAS5PIN
	U-lock kit	I-CISC901
	Platform security latch kit	I-BMSS901
	Tightening knob	I-BMSS902
	Trap door latch	I-BMSS004
I-BM6S	Platform of 8.75”	I-BM6P
	Platform of 6.5”	I-BM6SP
	One 5” caster with locking-pin	I-ICW5RD
	Four 5” casters with locking-pins	I-I4CW5RD
	Locking-pin	I-CAS5PIN
	Platform anti-slip inserts	I-IMCN901
	Platform guardrail hole plugs	I-BM6S901
	Central pivot caps	I-BM6S902
I-BM4S	Platform	I-BM4P
	Caps kit	I-IMIS901
	One 5” caster with locking-pin	I-ICW5RD
	Four 5” casters with locking-pins	I-I4CW5RD
	Locking-pin	I-CAS4PIN
	Platform anti-slip inserts	I-IMCN901
	Safety rail kit	I-BM4GR
	Bolts and nuts kit	I-PLASTICSHELF901
	Spring-lock	VB-SCSB1.675
I-BMDHER31 I-BMD3131 I-BMD4031 I-BMD3031 I-BMD2131 I-BMD3631 I-BMD1931	Kingpinless caster frame for 8” caster	I-DCC8KPL
	Directional lock for caster	I-DCCDL
	Caster brake	I-DCCWL
	One phenolic 8” caster	I-DCC8P
	Four phenolic 8” casters, including 3 swivel & 1 with directional & wheel lock	I-DCC8P31
	Four phenolic 8” casters	I-DCC8P4
	One red polyurethane 8” caster on polypropylene core	I-DCC8R
	Four red polyurethane 8” casters on polypropylene core, including 3 swivel & 1 with directional & wheel lock	I-DCC8R31
	Four red polyurethane 8” casters on polypropylene core	I-DCC8R4
	One yellow polyurethane 8” caster on polypropylene core	I-DCC8YGR
	Four yellow polyurethane 8” casters on polypropylene core, including 3 swivel & 1 with directional & wheel lock	I-DCC8YGR31
	Four yellow polyurethane 8” casters on polypropylene core	I-DCC8YGR4
	One yellow 8” casters with steel core	I-DCC8HDYGR
	Four yellow polyurethane 8” casters with steel core, including 3 swivel & 1 with directional & wheel lock	I-DCC8HDYGR31
	4 Bolts 3/8-16” & 4 lock washers 3/8” kit	I-BMD901
	4 Bolts & 4 nuts 3/8-16 kit (I-BMD3031)	I-BMD902
	Bolt & barrel nut 1/4-20 kit (I-BMD3031)	I-BMD903
	Plastic plate and screw kit (I-BMD2131)	I-BMD904
	2 Single button spring clip (I-BMD3631)	I-BMD905
	Sliding coating & screw kit (I-BMD1931)	I-BMD906

MODEL	DESCRITION	PART CODE
I-BMD1830 I-BMDS2440	Spring kit	I-BMDS1830901
	Foot strap kit	I-BMDS1830902
	Heel cup kit	I-BMDS1830903
	Floor sole kit	I-BMDS1830904
	Sleeve kit	I-BMDS1830905
	Leg strap kit	I-BMDS1830906
	Adjustment knob	VB-HTL1/4X13/4
	Lower side pole (I-BMD1830)	I-BMDS1830006
	Lower side pole (I-BMD2440)	I-BMDS2440006
	Upper side pole assembly (I-BMD1830)	I-BMDS1830005
	Upper side pole assembly (I-BMD2440)	I-BMDS2440005
I-BMDPL	Tripod lock kit	I-BMDPL901
	Craddle & outrigger rubber caps	I-BMDPL906
	Spring and plate kit	I-BMDPL915
	Handle kit	I-BMDPL025
	Outrigger lock kit	I-BMDPL904
	Panel support hook kit	I-BMDPL905
	Locking-pin	I-CAS5PIN
	Caster	I-C1CAS6
	Brake handle	I-BMDPL914
	Brake handle rubber cap	I-BMDPL029
	No. 35 Chain link kit	I-BMDPL907
	No. 40 Chain link kit	I-BMDPL908
	Clutch chain kit	I-BMDPL909
	Transfer chain kit	I-BMDPL910
	1st mast chain kit	I-BMDPL911
	2nd mast chain kit	I-BMDPL912
	3rd mast chain kit	I-BMDPL913
I-BMDWB18	Step-up kit	I-BMDWB18902
	Bench leg with foot	I-BMDWB18003
	Rubber foot kit	I-BMDWB18903
	Foot cover kit	I-BMDWB18904
	Finger levers lock kit	I-BMDWB18905
	Locking brace kit	I-BMDWB18901
I-CISGRJP	Lock parts kit	I-CISGRJP901
	Toggle lock	M-MTOGGLE
	Guardrail tube parts kit	I-CISGRJP004
	Toeboard parts kit	I-CISGRJP902
	Bolts and nuts kit	I-CISGRJP903
	Single button spring lock	VB-SCSB1.675
I-BMSGRJP	Lock parts kit	I-CISGRJP901
	Toggle lock	M-MTOGGLE
	Guardrail tube parts kit	I-BMSGRJP003
	Toeboard parts kit	I-BMSGRJP901
	Bolts and nuts kit	I-CISGRJP903
	Single button spring lock	VB-SCSB1.675
I-ISL	Mounting plate kit	I-ISL901
	Latch plate kit	I-ISL902
	Brake spring kit	I-ISL903
	Threaded toggle lock kit	I-ISL904
	Leveling mount	VB-LMS1_2X4X5.312NS
	Toggle clamp	VB-TCLHM3/8X2.625
	Square tube plug	VB-PLGSQ30MMX16GAX0.5BK
	Lock nut and hex bolt kit	I-ISL905
	Single button spring clip	VB-SCSB1.675
I-CISO4	Caster with locking pin	I-C1CAS5
	Locking-pin	I-CAS5PIN
	Tightening knob	VB-HMLM8X20

GET THE **METALTECH APP**

REPLACEMENT PARTS

MODEL	DESCRITION	PART CODE
I-BMSO4TT	Caster with locking pin	I-C1CAS5
	Locking-pin	I-CAS5PIN
	Tightening knobs with fixation plates	I-BMSOTT901
	Tightening knobs	VB-HMLM12X30
I-CISRL	Bolts and nuts kit	I-CISRL902
	Tightening knob	I-CISRL901
I-CISSU	Locking-pin	I-CAS5PIN
	Anti-tip assembly & locking pin kit	I-CISSU901
I-ISEX4PPNCAS	U-lock kit	I-CISC901
	Locking-pin	I-CAS5PIN
I-EX4PPNCASPY	U-lock kit	I-CISCPY901
	Locking-pin	I-CAS5PIN
I-CAISCGR	Lock parts kit	I-CAISCGR902
	Toggle lock	M-MTOGGLE
	Middle frame parts kit	I-CAISCGR903
	Toeboard parts kit	I-CAISCGR904
	Bolts and nuts kit	I-CAISCGR901
	Cotter pin	VB-CP1/8X13/16Z
	Single button spring lock	VB-SCSB1.675
I-CISO4PY	One 5” caster	I-C1CAS5PY
	Locking-pin	I-CAS5PIN
	Tightening knobs	VB-HMLM8X20
I-IRO4	One 5” caster with locking-pin	I-ICW5
	Four 5” casters with locking-pins	I-I4CW5
	Bent plate & hardware	I-IRGR903
I-IRGR	Right side guardrail adaptor	I-IRGR901
	Left side guardrail adaptor	I-IRGR902
	Bent plate & hardware	I-IRGR903
	Chain & carabiner kit	I-IRGR904
I-IREX3	Platform	I-IRP
	One 5” caster with locking-pin	I-ICW5
	Four 5” casters with locking-pins	I-I4CW5
	One 5” caster. 3/4 Thread	I-I1CAS5
	Four 5” casters. 3/4 Thread	I-I4CAS5
	Locking-pin	I-CAS5PIN
	Platform anti-slip inserts	I-IRPP
I-CAISO4	One 5” caster with locking-pin	I-I1CAS5SALU
	Four 5” casters with locking-pins	I-I4CAS5SALU
	Knob, bent plate & hardware	I-CAISO901
I-BMSSEX	Platform lock kit	I-BMSS901
	Handle, threaded rod & bolt	I-BMSS902
	U-lock kit	I-CISC901
I-BMSO4	One 6” caster	I-C1CAS6
	Locking-pin	I-CAS5PIN
I-BM6GR	Guardrail lock swivel arm and pin	I-CISGRJP901
	Guardrail door lock kit	I-BM6SK902
	Locking-pin	I-BM6SK905
	Plastic cap	VB-PLGRD3/16X16GABK
I-BM6O4	One 5” caster	I-ICW5RD
	Locking-pin	I-CAS5PIN
	Knob & screw kit	I-BM6SK903

MODEL	DESCRITION	PART CODE
I-BM6C4 I-CISPT	Coupling pin kit	I-BM6SK904
	Locking-pin	I-CAS5PIN
	Trap door lock & screw kit	I-CISCTP901
	Plastic lock cover kit	I-CISCH1901
I-IBSJC12H	Blocking device kit	I-IBSJC901
	One adjustable caster with leveling jack	I-IBSJC12H
I-IDS1830 I-IDS2440	Spring kit	I-BMDS1830901
	Foot strap kit	I-IDS1830902
	Heel cup kit	I-BMDS1830903
	Floor sole kit	I-BMDS1830904
	Sleeve kit	I-BMDS1830905
	Leg strap kit	I-BMDS1830906
	Adjustment knob	VB-HTL1/4X13/4
	Lower side pole (I-IDS1830)	I-BMDS1830006
	Lower side pole (I-IDS2440)	I-BMDS2440006
	Upper side pole assembly	I-IDS1830005

INDEX

A-BA5/836 29
A-BA5/848 29
A-BA5/872 29
A-BA5/896 29
A-BA5/1636 29
A-BA5/1648 29
A-BA5/1672 29
A-BA5/1696 29
A-BA7/1636 29
A-BA7/1648 29
A-BA7/1672 29
A-BA7/1696 29
A-BAE3/812GN 29
A-BAE3/824GN 29
A-BAE3/836GN 29
A-BAE3/848GN 29
A-BAE3/872GN 29
A-BAE3/896GN 29
A-HCAP 29
AL-A0000 97
AL-A0001 97
AL-A0050 111
AL-A0052 95
AL-B0001 97
AL-B0002 97
AL-B0003 97
AL-C0000 97
AL-C0002 97
AL-D0001 97
AL-D0002 97
AL-D0003 97
AL-F3000 97
AL-F3001 97
AL-F3002 97
AL-F3003 97
AL-F4000 99
AL-F4001 99
AL-F4002 99
AL-F4003 99
AL-F4004 99
AL-F4005 99
AL-F4101 99
AL-F4103 99
AL-G3000 97
AL-G3001 97
AL-G3002 97
AL-G3003 97
AL-G4000 99
AL-G4001 99
AL-G4100 97
AL-G4101 97
AL-G4102 97
AL-J0001 97
AL-J0002 97
AL-K3007 96
AL-K3013 96
AL-K3019 96
AL-K3028 96
AL-K3034 96
AL-K3040 96
AL-K3046 96
AL-K3052 96
AL-K4007 98
AL-K4013 98
AL-K4019 98
AL-K4028 98
AL-K4034 98
AL-K4040 98
AL-K4046 98
AL-K4052 98
AL-L0002 97
AL-O0000 97
AL-O0001 97
AL-O0002 97
AL-P0001 97
AL-P0002 97
AL-P0003 97
AL-P0100 97
AL-P0101 97
AL-P0102 97
AL-P1000 97
AL-P1001 97
AL-P1002 97
AL-P1003 97
AL-P1004 97
AL-P1005 97
AL-Q0100 100
AL-Q0105 100
AL-Q0106 100
AL-Q0107 101
AL-Q0108 101
AL-Q3000 97
AL-Q3001 97
AL-Q3002 97
AL-Q3003 97
AL-Q3004 97
AL-Q3005 97
AL-Q3101 97
AL-S4001 95
AL-S4002 95
AL-SK401 95
AL-SK402 95
AL-SSCD 39
AL-SSCOK 39
AL-SSCS 39
AL-SSEH5 38
AL-SSEH10 38
AL-SSEH16 38
AL-SSEH21 38
AL-SSGA 38
AL-SSGAD 38
AL-SSGE 38
AL-SSGF 39
AL-SSGL 38
AL-SSGLD 38
AL-SSGP 38
AL-SSGU 38
AL-SSLB5 39
AL-SSLB10 39
AL-SSLB16 39
AL-SSLH5 39
AL-SSLH10 39
AL-SSLH16 39
AL-SSLH21 39
AL-SSM29 39
AL-SSPA5K4 39
AL-SSPA10K4 39
AL-SSPA16K4 39
AL-SSPDK 39
AL-SSPSK 39
AL-T0100 97
AL-T0101 97
AL-T0102 97
AL-T0103 97
AL-T0104 97
AL-T0105 97
A-LTIE 29
A-PCH 29
A-SCH 29
A-T6X69/94896 29
A-TWT 29
A-WIRE 29
C-MART 28
CT-PAB72120K 132
CT-PAB72150K 132
CT-PAB72180K 132
CT-PLQCTME 135
CT-SAFERRACK 135
CT-SAFERRACKGV 135
CT-SECBPFGV 135
CT-SECCTYGV 132
CT-SECGARDGV 132
CT-SGTBGV 135
CT-STABILGV 134
CT-TAGB 134
CT-TAGK 134
CT-TAGT 134
CT-TFBPCTYHGV 135
CT-TFBPCTYRGV 135
CT-TFBPG 135
CT-TFC 135
CT-TFDCGK 134
CT-TFHG 134
CT-TFLGF 134
CT-TFNET6BK 134
CT-TFNET6BL 134
CT-TFNET6GN 134
CT-TFNET8BK 134
CT-TFNET8BL 134
CT-TFNET8GN 134
CT-TFP5276PLUSHS 132
CT-TFP7296HS 133
CT-TFP7296S 133
CT-TFP7696PLUSHS 133
CT-TFP7696PLUSHSLD 133
CT-TFP7696PLUSS 133
CT-TFP7696PLUSSLD 133
CT-TFP9696HS 133
CT-TFP9696S 133
CT-TFP10396PLUSHS 133
CT-TFP10396PLUSS 133
CT-TFPJSC 135
CT-TFPJSEBP 135
CT-TFPJSMBP 135
E-ACCLECP 122
E-ACCSOAP 122
E-ELA16T3 122
E-ELA20T1 124
E-ELA20T2 123
E-ELA20T3 122
E-ELA24T1 124
E-ELA24T2 123
E-ELA24T3 122
E-ELA28T1 124
E-ELA28T2 123
E-ELA32T2 123
E-ELF16T1A 125
E-ELF20T1A 125
E-ELF24T1A 125
E-ELF28T1A 125
E-ELFB16T1A 93
E-ELFB20T1A 93
E-ELFB24T1A 93
E-ELFB28T1A 93
E-LAD12T2 114
E-LAD15T1 115
E-LJ20 117
E-LJ20P 117
E-LJ30 117
E-LJ30P 117
E-MTL7000AL 116
E-MTL7100AL 116
E-MTL7200AL 116
E-MTL7300AL 116
E-PSFB2T1A 92
E-PSFB3T1A 92
E-PSFB4T1A 92
E-PWP7000AL 129
E-PWP7100AL 129
E-PWP7101AL 129
E-PWS7000AL 88
E-PWS7100AL 88
E-PWS7200AL 88
E-PWS7300AL 88
E-SL2EWT 126
E-SL2WT 126
E-SL3WT 126
E-SLA2RD 128
E-SLA2YW 126
E-SLA3RD 128
E-SLA3TYW 127
E-SLA3YW 126
E-SLA4T3 118
E-SLA4TT3 118
E-SLA4TYW 127
E-SLA5T3 118
E-SLA5TT3 118
E-SLA6T2 119
E-SLA6T3 118
E-SLA6TT2 119
E-SLA6TT3 118
E-SLA8T2 119
E-SLA8TT2 119
E-SLA10T2 119
E-SLA10TT2 119
E-SLC2YW 127
E-SLC3TYW 127
E-SLC3YW 127
E-SLF4T1 121
E-SLF4T1A 121
E-SLF4TT1 120
E-SLF6T1 121
E-SLF6T1A 121
E-SLF6T2 120
E-SLF6TT1 120
E-SLF6TT2 120
E-SLF8T1 121
E-SLF8T1A 121
E-SLF8TT1 120
E-SLFB4T1A 90
E-SLFB4T1AA 91
E-SLFB6T1A 90
E-SLFB6T1AA 91
E-SLFB8T1A 90
E-SLFB8T1AA 91
E-SLP1BK 128
E-SLS1BK 128
ETI-TAGTL 134
E-WSFB24T1A 89
E-WSFB36T1A 89
E-WSFB48T1A 89
F-ADJ200 105
F-BBFP 18
F-BRAD24 105
F-BRAH24 105
F-DH24 105
F-DP24 105
F-FRA0710L 104
F-FRA0715L 104
F-FRA1210L 104
F-FRA1215L 104
F-ISPC 107
F-KIT0715 106
F-KIT0720 106
F-KIT0725 106
F-KIT0730 106
F-KIT0735 106
F-KIT0740 106
F-KIT0745 106
F-KIT0750 106
F-KIT1215 106
F-KIT1220 106
F-KIT1225 106
F-KIT1230 106
F-KIT1235 106
F-KIT1240 106
F-KIT1245 106
F-KIT1250 106
F-KIT1255 106
F-KIT1260 106
F-KIT1265 106
F-KIT1270 106
F-LAD2436 105
F-OUT20 105
F-OUT30 105
F-PBRA0724 105
F-PBRA1224 105
F-TB07 104
F-TB12 104
F-TB24 104
F-TBBRACK 104
F-TCFDU 105
F-TCSDU 105
I-AN001 10
I-AN011 10
I-BM4S 76
I-BM6C4 75
I-BM6GR 75
I-BM6O4 75
I-BM6S 74
I-BM6SK 75
I-BMD1931YGP 78
I-BMD1931YGPK 78
I-BMD1931YGR 78
I-BMD1931YGRK 78
I-BMD2131YGP 79
I-BMD2131YGPK 79
I-BMD2131YGR 79
I-BMD2131YGRK 79
I-BMD3031P 80
I-BMD3031PK 80
I-BMD3031R 80
I-BMD3031RK 80
I-BMD3131YGP 81
I-BMD3131YGPK 81
I-BMD3131YGR 81
I-BMD3131YGRK 81
I-BMD3631P 82
I-BMD3631PK 82
I-BMD3631R 82
I-BMD3631RK 82
I-BMD4031YGPK 83
I-BMD4031YGR 83
I-BMDHBR 77
I-BMDHER31YGP 77
I-BMDHER31YGPK 77
I-BMDHER31YGR 77
I-BMDHER31YGRK 77
I-BMDPL 84
I-BMDPLK 84
I-BMDS1830 85
I-BMDS2440 85
I-BMDSP 80
I-BMDWB18 87
I-BMSO4 73
I-BMSGRJP 73
I-BMSO4TT 43
I-BMSS 72
I-BMSSEX 73
I-C4CAS5PYHD 49
I-CAIRC 68
I-CAISO4 67
I-CAISC 66
I-CAISCGR 67
I-CAS5PIN 111
I-CISC 42
I-CISCH1 44
I-CISCMT 50
I-CISCPY 48
I-CISCPYGR 49
I-CISCTP 46
I-CISCWB 52
I-CISGRJP 43
I-CISO4 43
I-CISO4PY 49
I-CISPT 43
I-CISRL 51
I-CISRL 53
I-CISSU 43
I-CISTR 43
I-CISTR 57
I-CNG 54
I-EX4PPNCASPY 49
I-I1CAS5P 24
I-I1CAS5P 135
I-IBBF4 43
I-IBSJC12H4 43
I-IBSJP12H4 43
I-IDPL 63
I-IDPLK 63
I-IDS1830 64
I-IDS2440 64
I-IJC 86
I-IMAC 69
I-IMCN 62

GET THE **METALTECH APP**

INDEX

I-IMCNAT 61
I-IMCNDX 59
I-IMCNT 60
I-IMIS 58
I-IRC 56
I-IREX3 57
I-IRGR 57
I-IRO4 57
I-ISEX4PPNCAS 43
I-ISL 43
I-SB3M 55
I-SBC 53
I-SCDPL 63
LD-LD4848PS 24
LD-LD7248-4MPS 24
LD-LDBJP24 24
LD-LDCL 24
LD-LDCLS 24
LD-LDGPCL 24
LD-LDLA24 24
LD-LDLS 24
M-AR008 129
M-BAA07 14
M-BAA08 14
M-BAA10 14
M-FASTBOLT1.5 28
M-FASTBOLT2 28
M-FASTNUT 28
M-MA7636VLV1PS 13
M-MA7642GVPS 13
M-MA7642PS 13
M-MA7660GVPS 12
M-MA7660LGVPS 11
M-MA7660LPS 11
M-MA7660PS 12
M-MA7860GVPS 12
M-MA7860LGVPS 11
M-MA7860LPS 11
M-MA7860PS 12
M-MA8036ATLW1PS 13
M-MA12078GVPS 13
M-MA12160DEGVPS 13
M-MBB4UGV 19
M-MBBF 19
M-MBBFGV 19
M-MBBS 19
M-MBBSGV 19
M-MBC8 19
M-MBC8HD 19
M-MBSJP8U24 19
M-MBSJP24 18
M-MBSJP24H 18
M-MBSJP24N 18
M-MBSJP24NH 18
M-MBSJP36 18
M-MBSJPF24 19
M-MBSJPSW24 18
M-MBSJPSW24H 18
M-MBSJPSW24N 18
M-MBSJPSW24NH 18
M-MBSJS24 18
M-MBSJS24H 18
M-MBSJS36 18
M-MBT11 23
M-MC27.7584 15
M-MC27.75120 15
M-MC2484 15
M-MC2496 15
M-MC3684 15
M-MC3696 15
M-MC4884 15
M-MC4884JP 15
M-MC4896 15
M-MC24120 15
M-MC36120 15
M-MC48120 15
M-MC364884AN 15
M-MC364896AN 15
M-MCRG 14
M-MCRGAL 110
M-MDB3084 15
M-MDB6084 15
M-MDB30120 15
M-MDB60120 15
M-MDNET10BK 23
M-MDNET10GN 23
M-ME20 15
M-MF60EPS 8
M-MF3660GVPS 8
M-MF3660PS 8
M-MF4860GVPS 8
M-MF4860PS 8
M-MF6024VLV1PS 10
M-MF6030GVPS 10
M-MF6030PS 10
M-MF6048GVPS 10
M-MF6048PS 10
M-MF6060GVPS 9
M-MF6060PS 9
M-MF6060PS-A 9
M-MF7260PS 9
M-MF7624VLV1PS 10
M-MF7660GVPS 9
M-MF7660PS 9
M-MFL4415 22
M-MFL7715 22
M-MFLBR 22
M-MFRACKGV 23
M-MFRSLING 23
M-MGPUSL 14
M-MGPUSLGV 14
M-MGR4 14
M-MGR5 14
M-MGR7 14
M-MGR8 14
M-MGR10 14
M-MGR30 14
M-MGRMAEX 14
M-MGRMAEXGV 14
M-MGT30 14
M-MGT60 14
M-MGT84 14
M-MGT120 14
M-MHA 22
M-MHAGV 22
M-MHAP 22
M-MHP 22
M-MLA13 16
M-MLA13GV 16
M-MLA2931 16
M-MLA2931GV 16
M-MLB 16
M-MLC1 16
M-MLC1S 16
M-MLC1U 16
M-MLC1US 16
M-MLG 16
M-MLS 16
M-MO32 19
M-MO32GV 19
M-MPA719 20
M-MPA819 20
M-MPA1019 20
M-MPP719 20
M-MPP719AS 20
M-MPP719RE 20
M-MPP724 20
M-MPP724AS 20
M-MPP728 20
M-MPP728DL 20
M-MPP819 20
M-MPP1019 20
M-MPP1019AS 20
M-MPP1019RE 20
M-MPP1024 20
M-MPP1024AS 20
M-MPP1028 20
M-MPP1028DL 20
M-MRBF 28
M-MS20 15
M-MS20GV 15
M-MS30 15
M-MS30GV 15
M-MS40 15
M-MS40GV 15
M-MS50GV 15
M-MST760 21
M-MST760IR 21
M-MST760OR 21
M-MST760RDE 21
M-MST760RFN 21
M-MST776US 21
M-MST776USIR 21
M-MST776USNR 21
M-MST776USOR 21
M-MSTB 21
M-MSTBGV 21
M-MSTGR6060 21
M-MTA18 110
M-MTA45 110
M-MTA60 110
M-MTA75 110
M-MTA120 17
M-MTA120 110
M-MTA240 17
M-MTA240 110
M-MTB 110
M-MTC4E 111
M-MTC4L 111
M-MTCC 110
M-MTCE 111
M-MTCF 110
M-MTCFDU 17
M-MTCFW1 17
M-MTCFW2 17
M-MTCFW3 17
M-MTCH 111
M-MTCL 111
M-MTCP 111
M-MTCSDU 17
M-MTCSW1 17
M-MTCSW2 17
M-MTCSW3 17
M-MTCT 111
M-MTCW 111
M-MTCWL 111
M-MTE13100 23
M-MTESCREW 23
M-MTHBR 111
M-MTOGGLE 16
M-MTS01 110
M-MTS02 110
M-MTS03 110
M-MTS04 110
M-MTSLD 111
M-MTWA 17
M-MTWAEYE 17
M-MTWAFDUK 17
M-MTWAGVPL 17
M-MTWAK 17
M-MTWLC8 111
M-MTWLCC 111
M-MTWLFPL 111
M-MTWLR 111
M-MW716 23
M-MW726 23
M-MW1016 23
M-MW1026 23
M-MWB42 28
M-MWB42GV 28
M-MWC16FP 23
M-MWC26 23
M-PA4B 28
M-PA5B 28
M-PA6B 28
M-PA8B 28
M-PA10B 28
M-PA12B 28
M-PA14B 28
M-PA16B 28
M-PA18B 28
M-PA20B 28
M-PA21B 28
M-PA24B 28
M-PA28B 28
M-PA32B 28
M-PEP7000AL 117
M-PEP7100AL 117
M-PEP7200AL 117
M-SGAEN 34
M-SGAEW 34
M-SGAR09 34
M-SGAR13 34
M-SGASP2 34
M-SGAT09 34
M-SGAT13 34
M-SHPH0 25
M-SHPH1 25
M-SHPH2 25
M-SHPH3 25
M-SHPH4 25
M-SHPM0 25
M-SHPM1 25
M-SHPM2 25
M-SHPM3 25
M-SHPM4 25
M-SPA11212 34
M-SPA11216 34
M-SPA11220 34
M-SPA11224 34
M-SPA21212 34
M-SPA21216 34
M-SPA21220 34
M-SPA21224 34
M-SPA21412 34
M-SPA21416 34
M-SPA21420 34
M-SPA21424 34
M-SPA22012 34
M-SPA22016 34
M-SPA22020 34
M-SPA22024 34
M-SPA22412 34
M-SPA22416 34
M-SPA22420 34
M-SPA22424 34
M-SPA22832 34
M-TGRUS 9
M-THUS 9
M-TRDUS 9
M-TUF9018GV 28
M-TUF9036GV 28
M-TUF9072GV 28
M-TUF9144GV 28
M-TYWUS 9
PJ-BAL 32
PJ-BST 33
PJ-C06 32
PJ-P06 32
PJ-P12 32
PJ-P24 32
PJ-PAAL 32
PJ-PAST 33
PJ-PBAL 32
PJ-PJAL 32
PJ-PJST 33
PJ-PP06 32
PJ-PP12 32
PJ-PP18 32
PJ-PP24 32
PJ-SNBK 32
PJ-SNBK 33
PJ-WBAL 32
PJ-WBST 33
TC-AHCASSY 27
TC-DBO30K 26
TC-DEB30 27
TC-DFS30 27
TC-DSS30 27
TC-DWE30 26
TC-RS 27
TC-SBO30K 26
TC-SHWBASSY 27
TC-SL30 27
TC-SWE30 26
TC-TB37 27
TC-TBO30K 26
TC-TEB30 27
TC-TWE30 26
VB-BSSC3/8-BSPX1/2Z 111
VB-BSSC3/8-BSPX7/8Z 111
VB-CACO23/4Z 111
VB-NM20Z 111
VB-SCSB2 15
VB-TF1/2X26GV 111
VB-TF1/2X32GV 111
VB-WL1/2GV 111

BUILT TOUGH FOR SAFETY

Our mission at Metaltech is to develop, manufacture and sell safe, reliable, innovative products that make work easier and faster to execute with built in safety and sturdiness. We have been building safety into our scaffolding since 1960. Innovation, design and great packaging drive us.

We strive to develop and design products specifically suited for each of our market segments; residential and commercial construction, rental and industrial.

SCAFFOLDING MANUFACTURER
Since 1960

BUILT TOUGH FOR SAFETY

JOBSITE SERIES™ BuildMan® Grade Fiberglass Series™ SAFERSTACK® A METALTECH INNOVATION ALU SERIES™

BUILT TOUGH FOR SAFETY

METALTECH®

CUSTOMER SERVICE

T : **1 800 363-7587** (TOLL FREE NUMBER)

@ : **CS@METALTECH.CO**

WWW.METALTECH.CO

FOR THE LATEST ADDITIONS TO THE METALTECH PRODUCTS CATALOG, VISIT OUR ON-LINE CATALOG

GET THE METALTECH APP!

SCAFFOLDING CALCULATOR AND MORE!

Download on the App Store

GET IT ON Google Play

FREE

SAIA ATA® STAFDA ASSOCIATE CRA SP® **OSHA** **ANSI**

METALTECH IS A REGISTERED TRADEMARK OF METALTECH-OMEGA INC. PRINTED IN CANADA ©METALTECH-OMEGA INC. C-MTECH-NA-EN13