

B

TRACK PIN PUSHERS



THE **TTP-SERIES** TRACK LINK PIN PUSHER & INSTALLER IS SPECIALLY DESIGNED FOR TRACKED MACHINES, TRACTORS, LOADERS, SHOVELS, EXCAVATORS, ETC. IT IS SUITABLE TO USE WITH MOST MODERN MACHINES INCLUDING JCB, CATERPILLAR, KOMATSU AND POCLAIN MANUFACTURED TRACK MACHINES.

This portable track pin press makes it possible to disassemble and reassemble chain sections, driving wheels, pulleys, rollers, gears, bearings and shafts in the field or workshop. Every Track Pin Press includes standard tooling sets, the 700 bar cylinder, C-Frame, safety guards and lifting eyebolts, 20 T x 12 mm stroke flat jack, set of hand tools, cylinder seal kit, chain lever hoist, and lifting slings. The chain lever hoist and lifting slings are used to assist in the positioning of the Pin Press during operation in the field. Included is a wooden carry case with separate compartments for every pin set. Each tooling set has the dimensions engraved on them accordingly.



TTP-100

Model No.	Capacity (ton)	Stroke (mm)	Pressure Rating (bar)	Effective Area (cm <sup>2</sup> )	Oil Capacity (cc)	A Daylight Opening (mm)	B Throat Depth (mm)	C Assembly Length (mm)	D Assembly Height (mm)	E Assembly Width (mm)	No. Tooling Sets	Weight (kg)*
TTP-50	50	250	700	70.88	1,772	273	65	1,400	320	270	4	85
TTP-100	100	350	700	132.70	4,645	345	85	1,750	435	305	10	205
TTP-150	150	350	700	213.80	7,484	420	100	2,103	533	410	8	372
TTP-200	200	350	700	283.50	9,923	455	110	2,245	598	460	10	630

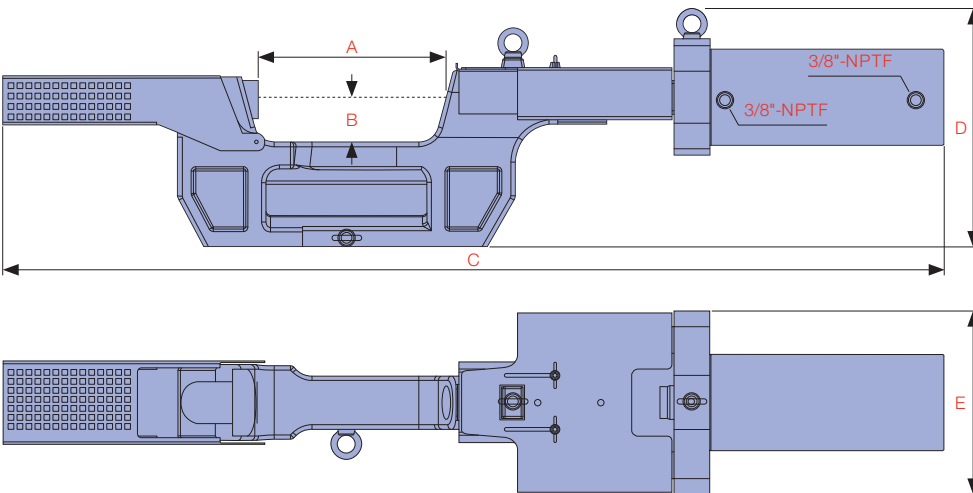
\*Frame & Cylinder Assembly




**CAPACITY RANGE**  
**50 - 200 ton**

**STROKE RANGE**  
**250 - 350 mm**

**MAXIMUM OPERATING PRESSURE**  
**700 bar**



#### TYPICAL TOOLING SET



#### STANDARD INCLUDED TOOLING SETS

TTP-50	TTP-100	TTP-150	TTP-200
Track Pin Diameter (mm)	Track Pin Diameter (mm)	Track Pin Diameter (mm)	Track Pin Diameter (mm)
19.3 - 23.7	19.3 - 23.7	22.0 - 30.1	36.4 - 39.6
23.7 - 30.1	23.7 - 30.1	30.1 - 33.4	39.6 - 42.8
30.1 - 33.2	30.1 - 33.2	33.4 - 38.1	42.8 - 45.9
33.2 - 36.4	33.2 - 36.4	38.1 - 41.9	45.9 - 52.3
	36.4 - 39.6	41.9 - 45.7	52.3 - 58.6
	39.6 - 42.8	45.7 - 50.8	58.6 - 60.2
	42.8 - 45.9	50.8 - 53.8	60.2 - 63.3
	45.9 - 52.3	53.8 - 57.1	63.3 - 66.6
	52.3 - 58.6	57.1 - 60.3	66.6 - 70.0
	58.6 - 60.2	60.3 - 63.3	70.0 - 73.9
		63.3 - 66.6	
		66.6 - 70.0	

\*\*Optional tooling set TTP-150 small pin group









The optional small pin group set allows the TTP-150 unit to be used on smaller diameter pins. To order, use TTP-150-SPGS

## TRACK PIN PUSHERS

**B**




TRACK PIN PUSHERS

### PUMP SELECTION CHART


Pump / Power Unit Model No.	Description	TTP-50	TTP-100	TTP-150	TTP-200
 P-2800D	Hand Pump	✓	✓		
 SPEM45054L SPEM45054L-115V*	230V (or 115V), 50/60 Hz, 1 Ph.* Electric Pump with Gauge & Remote Pendant (Standard Supply)	✓	✓		
 PEM8414 PEM8414-115V*	230V (or 115V), 50/60 Hz, 1 Ph.* Electric Pump with Gauge & Remote Pendant (Standard Supply)			✓	
 PEM8424 PEM8424-115V*	230V (or 115V), 50/60 Hz, 1 Ph.* Electric Pump with Gauge & Remote Pendant (Standard Supply) 20 L Oil Tank				✓
 DPA-40D	Air Hydraulic Pump	✓			
 DPR-174	Air Hydraulic Pump	✓	✓	✓	✓
 PPM2014	Petrol Pump	✓	✓	✓	✓

**i**  
Durapac 700 bar power units are compatible with a wide range of hydraulic tools such as jacking cylinders, bearing separators and other hydraulic maintenance tools

\*Standard motor supplied is 230V, should 115V be required; add "-115V" to the end of the model number

Accessory Model No.	Description	TTP-50	TTP-100	TTP-150	TTP-200
 HPS-0603CR	3 M Red Hose with CH-6 Male Coupling one end and 3/8"-NPT Male thread at the other end. (2 required, 2 x HPS-0603CR should be ordered)	✓	✓	✓	✓
 HPS-0606CR	6 M Red Hose with CH-6 Male Coupling one end and 3/8"-NPT Male thread at the other end. (2 required, 2 x HPS-0606CR should be ordered)	✓	✓	✓	✓
 FGA-18 + PG-63**	Gauge Adaptor (3/8"-NPT male x 3/8"-NPT female x 1/4"-NPT female) plus Pressure Gauge (63 mm diam. 0-1,000 bar / 0-14,500 psi 1/4"-NPT male)	✓	✓	✓	✓

\*\*Option not required when using PEM8414, PEM8424 or SPEM4505L - these models come standard with a Pressure Gauge



TTP-100 COMPLETE KIT

**B**  
TRACK PIN PUSHERS